

# 2013 Metro Atlantic Athletic Conference Championship

MassMutual Center (7,552) - Springfield, MA - March 9-11

## General Information

Location.....	New Rochelle, NY 10801-1890
Founded.....	1940
Enrollment.....	3,018
Nickname.....	Gaels
Colors.....	Maroon & Gold
Affiliation.....	NCAA Division I
Conference.....	Metro Atlantic Athletic Conference (MAAC)
Home Court (Capacity).....	Hynes Athletics Center (2,611)
President.....	Dr. Joseph Nyre
Athletics Director.....	Eugene Marshall, Jr.
Sr. Associate AD/SWA/Compliance.....	Jamie Fogarty
Sr. Associate AD/Internal Affairs.....	Matt Glovaski
Associate AD/Athletic Communications.....	Brian Beyrer
Assistant AD/Facilities and Operations.....	Tyler Cardinal
Assistant AD/Administration.....	Jessica Rosenberg
Assistant AD/Development.....	Josh Cohen
Assistant AD/Marketing and Tickets.....	Owen Salvestrini
Strength and Conditioning Coach.....	Ryan Carr
Head Athletic Trainer.....	Sam DeRosa
Team Physician.....	Dr. Riley Williams
Athletics Phone.....	(914) 633-2654

## Basketball Information

Head Coach.....	Tim Cluess (Hofstra '83)
Record at Iona/Seasons.....	67-33 (.670)/Third Year
Career Record/Seasons.....	165-56 (.747)/Fifth Year
Basketball Office Phone.....	(914) 633-2304
Associate Head Coach.....	Jared Grasso (Quinnipiac '02)
Assistant Coaches.....	Bill O'Keefe (Queens College '83) ..... Zak Boisvert (Fordham '10)
Director of Basketball Operations.....	Garee Bryant (C.W. Post '99)
Video Coordinator.....	Billy Singleton (St. John's '91)
2012-13 Record.....	17-13
2012-13 Conference Record/Finish.....	11-7/T-4th
NCAA Appearances.....	Nine (1979, 1980, 1984, 1985, 1998, 2000, 2001, 2006, 21013)
NIT Appearances.....	Four (1982, 1983, 1996, 1997)

## Athletic Communications

Associate AD/Athletic Communications/ Men's Basketball Contact.....	Brian Beyrer (Iona '01)
Office Phone/Cell Phone.....	(914) 633-2334/(914) 497-3136
E-Mail/Droid.....	bbeyrer@iona.edu
Sports Information Fax.....	(914) 633-2072
Iona Web Page.....	ICGaels.com
Facebook.....	www.facebook.com/ICGaels
Twitter.....	www.twitter.com/ICGaels

## Iona College Men's Basketball

### MAAC Regular Season Champions

1982-83, 1984-85, 1995-96,  
1996-97, 1997-98, 2000-01,  
2011-12

### MAAC Tournament Champions

1982, 1984, 1985,  
1998, 2000, 2001, 2006

Iona Administrators can be  
reached at the:

**Springfield Marriott**  
2 Boland Way  
Springfield, MA 01115  
(413) 781-7111



*In Memory of  
Mike Haynes  
1990-2012*



# Head Coach

## Tim CLUESS

Tim Cluess was named 12th head coach of the Iona College men's basketball program on April 8, 2010 and returns for his third season with the Gaels. Cluess came to New Rochelle with an impressive 20-year coaching resume after spending four seasons as head coach at C.W. Post in Brookville, NY.

One thing can be said about Cluess; he is a winner. After spending 14 years as head coach at St. Mary's High School in Manhasset, NY, Cluess spent the last five in the college ranks at Suffolk Community College and C.W. Post. He amassed a 120-33 record in those five years and had unprecedented success at both schools. When combining his high school record, Cluess has won more than 77 percent of his games coached.

In 2011-12 - his second season in New Rochelle - Cluess led Iona to its second straight 25-win season and the program's first-ever at-large bid into the NCAA Tournament. A 15-3 mark in Metro Atlantic Athletic Conference play was good for the regular season championship. Cluess mentored talented performers such as Haggerty Award Winner and MAAC Player of the Year Scott Machado and the Gaels' second-ever performer to score 1,000 points in less than two seasons, Mike Glover. The exciting style of play that Cluess promotes led the Gaels to become the NCAA Division I Statistical Champion in three different categories including: points per game (82.9/g), assists per game (19.3/g) and individual assists per game (Machado, 9.9/g)

Four seniors from the 2011-12 squad play on the professional level this upcoming season. Machado earned a spot on the NBA's Houston Rockets' 15-man roster following preseason training camp. Glover is play in Turkey and is joined by former teammate Randy Dezouvre in Europe in a Danish professional league. Jermel Jenkins is expected to play professionally in Australia in 2013.

In his first season in Maroon & Gold, the Gaels posted a 25-12 overall record and had appearances in the MAAC and CollegeInsider.com Postseason Tournament championship games. The Gaels broke numerous program records during his first season including: games played, field goals, field goal attempts, three-point field goals, three-point field goal attempts, points scored, rebounds, assists, least turnovers per game and best assist-to-turnover ratio. Iona also recorded its second highest assist per game total and third best steal total in school history

In his last season at C.W. Post, Cluess' Pioneers earned a 23-6 overall record, earning victories in 19 of their last 21 contests. The squad earned its fourth straight berth in the East Coast Conference championship game. Cluess was named the ECC Co-Coach of the Year, his third straight honor.

In 2008-09, C.W. Post had its finest season in history, setting a school record with 30 victories. Standing among the top 10 teams in the nation from January through March in 2009, the Pioneers were ranked as high as No. 2 at one point in the year. The squad posted an undefeated regular season, winning all 24 games for the first time in school history. C.W. Post won its second straight ECC regular season and tournament championship titles and defeated Bentley in overtime in front of thousands on their home court to win the NCAA East Region Championship title and advance to the Elite Eight Tournament in Springfield, Mass. The second-ranked C.W. Post squad met top-seeded Findlay University in the semifinal round and lost a heartbreaker to the eventual National Champions, 89-79, in overtime. In the final Division II national rankings, C.W. Post was ranked first in scoring margin (22.4) and second in assists per game (20.3).

For his outstanding efforts, Cluess was named the Basketball Times Division II Co-Coach of the Year as well as Metropolitan Basketball Writers Association Division II Coach of the Year for the second straight season.

The 2007-08 season saw Cluess' squad post a 26-5 overall record, including an 18-2 clip in the conference. C.W. Post claimed its first regular season and conference titles since the 2003-04 season with a 60-57 win to advance to the NCAA Northeast Regional at Bentley College. He was voted the ECC Coach of the Year by his peers, and was named the MWBA Division II Coach of the Year.

In 2006-07, his first year at the helm, Cluess guided the Pioneers to a 19-11 record and an appearance in the ECC Championship game. He improved the team's win total by six from the season before he took over the program.

Cluess was named the eighth head men's basketball coach in the 50-year history of the Pioneers' program in April of 2006, after spending the 2005-06 campaign as the head men's basketball coach at Suffolk Community College in Brentwood, NY. He led a team of eight players to a 22-10 record overall, as well as a Region XV championship and a fourth-place finish in the NJCAA Division III Tournament. The trip to the national tournament was the first in the Longhorns' history, and Cluess was tabbed the District 5 Coach of the Year.

Prior to his ascent to the college ranks, Cluess was a standout head coach at St. Mary's High School in Manhasset, NY from 1991-05, where the Gaels went a remarkable 264-78 (.772) during his tenure. St. Mary's won a record eight consecutive Nassau-Suffolk Catholic High School Athletic Association league championships from 1997-98 to 2004-05. In that final season with Cluess as their mentor, the Gaels went 25-1 and finished the season ranked in the Top 20 nationally after holding the No. 1 ranking for eight weeks of the campaign.

Cluess helped develop more than 50 players who moved on to the collegiate and professional ranks at St. Mary's including former North Carolina standout and current Cleveland Cavalier Danny Green. He won four state titles and two Federation championships at the Manhasset school. Cluess was a seven-time coach of the year in the high school ranks and earned tournament wins in national tournaments such as the Beach Ball Classic and the Las Vegas Prep Classic.

Cluess played professional basketball in Europe and Australia after a collegiate career at both St. John's and Hofstra. He attended St. John's from 1978-81, before completing his coursework at Hofstra from 1982-83. Cluess, who holds a bachelor's degree in Accounting from Hofstra, currently resides in Floral Park, N.Y. with his wife, Karen, and their two children - Kevin, 16 and T.J., 14.

### THE CLUESS FILE

<b>Year at Iona:</b>	Third Season
<b>Birth Date:</b>	March 9, 1959
<b>Age:</b>	53
<b>Hometown:</b>	West Hempstead, N.Y.
<b>Wife:</b>	Karen
<b>Children:</b>	Kevin (16), T.J. (14)
<b>High School:</b>	St. Agnes HS Rockville Centre, N.Y.
<b>College:</b>	BA, Hofstra University, 1983

### ATHLETIC PLAYING BACKGROUND

**St. Agnes High School**  
Rockville Centre, N.Y.

**St. John's University**  
Jamaica, N.Y.

**Hofstra University**  
Hempstead, N.Y.

**Professional Basketball**  
Europe and Australia

### BASKETBALL COACHING EXPERIENCE

#### 1991-2005

##### Head Coach

St. Mary's High School, Manhasset, NY

#### 2005-2006

##### Head Coach

Suffolk Community College

#### 2006-2010

##### Head Coach

Long Island University - C.W. Post

#### 2010-present

##### Head Coach

Iona College

### COACHING RECORD

Year	School	Position	W-L	Postseason
1991-05	St. Mary's	Head Coach	265-78	
2005-06	Suffolk CC	Head Coach	22-10	NJCAA D-III
2006-07	C.W. Post	Head Coach	19-11	
2007-08	C.W. Post	Head Coach	26-5	NCAA D-II
2008-09	C.W. Post	Head Coach	30-1	NCAA D-II
2009-10	C.W. Post	Head Coach	23-6	
2010-11	Iona	Head Coach	25-12	CIT Final
2011-12	Iona	Head Coach	25-8	NCAA 1st Round
2012-13	Iona	Head Coach	16-13	
Head Coach, 4-yr institutions		Seventh year	165-56 (.747)	
Career Head Coach		22nd year	452-144 (.758)	



# 2012-13 Iona Gaels Basketball

Athletic Communications • 715 North Avenue • New Rochelle, NY 10801 • 914-633-2334 • Fax: 914-633-2072

## MEN'S BASKETBALL GAME NOTES

MBB Contact: Brian Beyrer, Associate AD/Athletic Communications (e-mail: BBeyrer@iona.edu)

March 9-11, 2013

### QUICK FACTS

Location..... New Rochelle, NY, 10801  
 President..... Dr. Joseph E. Nyre  
 Athletics Director..... Eugene Marshall, Jr.  
 Head Coach..... Tim Cluess (Hofstra '83)  
 Record at Iona..... 67-33 (.670)/third season  
 Overall Record..... 165-56 (.747)/seventh season  
 Web Site:..... ICGaels.com

### 2012-13 SCHEDULE/RESULTS

Overall: 17-13 H: 11-1 A: 5-9 N: 1-3 MAAC: 11-7

Date	Opponent	Time/Result
11/9/12	DENVER (ESPN3)	W, 65-58
<b>2012 Ezybonds U.S. Virgin Islands Paradise Jam</b>		
11/16/12	vs. Quinnipiac (ParadiseJam.com)	L, 92-98 OT
11/17/12	vs. Wake Forest (ParadiseJam.com)	W, 94-68
11/19/12	vs. Illinois-Chicago (ParadiseJam.com)	L, 81-86
11/28/12	NIAGARA* (Iona Insider)	W, 83-72
12/5/12	at Saint Peter's* (Iona Insider)	L, 62-64
<b>ECAC/MSG Holiday Festival - Madison Square Garden</b>		
12/8/12	vs. Rutgers (MSG Network)	L, 73-81
12/15/12	at Georgia (SNY / CSS)	W, 81-78 OT
12/18/12	LIBERTY (Iona Insider)	W, 87-69
12/20/12	at La Salle	L, 74-88
12/23/12	NORFOLK STATE (Iona Insider)	W, 100-72
12/28/12	at Saint Joseph's	L, 91-96
12/31/12	at St. Bonaventure	W, 93-74
1/4/13	at Siena* (ESPN3)	W, 66-62
1/6/13	MANHATTAN* (Iona Insider)	W, 78-70
1/10/13	at Marist* (Iona Insider)	W, 86-82
1/13/13	CANISIUS* (Iona Insider)	W, 97-87
1/18/13	FAIRFIELD* (ESPN3)	W, 84-73
1/20/13	at Rider* (Iona Insider)	L, 62-67
1/25/13	SAINT PETER'S* (Iona Insider)	W, 90-71
1/27/13	at Loyola Maryland*	W, 79-71
1/31/13	at Niagara* (ESPN3)	L, 90-93 OT
2/2/13	at Canisius* (Iona Insider)	L, 74-77
2/7/13	MARIST* (Iona Insider)	L, 104-105 2OT
2/9/13	RIDER* (ESPN3)	W, 78-71
2/15/13	at Manhattan* (ESPN3)	L, 73-74 2OT
2/18/13	at Fairfield* (SNY)	L, 64-66
2/23/13	at Indiana State (ESPN3, Bracketbusters)	L, 64-65
3/1/13	LOYOLA MARYLAND* (ESPN2)	W, 90-86
3/3/13	SIENA* (Iona Insider)	W, 80-61
<b>MAAC Championship - No. 4 Seed</b>		
3/9/13	vs. No. 5 Canisius (ESPN3)	4:30 pm
3/10/13	MAAC Semifinal (ESPN3)	2:00 pm
3/11/13	MAAC Championship (ESPN2)	9:00 pm

Home events in CAPS and BOLD; MAAC Games noted by an asterisk

IONAINSIDER.COM

LISTEN LIVE - IonaInsider.com - Gary Stanley and Ed Ingles  
 WATCH LIVE - ESPN3 - Doug Sherman and Rob Kennedy



## Gaels Begin MAAC Title Quest Against Canisius

The Iona College men's basketball team (17-13, 11-7 MAAC) holds the No. 4 seed in the 2013 MAAC Championship. The Gaels take on No. 5 Canisius (18-12, 11-7 MAAC) in the second quarterfinal round match up of the day. The Gaels and Golden Griffins square off for the sixth time in the conference tournament.

### GAELS IN THE MAAC CHAMPIONSHIP

Army	4-0
Canisius	2-3
Fairfield	2-4
Fordham	3-2
Holy Cross	3-2
Loyola	4-0
Manhattan	1-2
Marist	4-2
Niagara	1-5
Rider	2-1
Saint Peter's	5-3
Siena	6-0
Overall	37-24 (.607)

### THE GAELS IN MAAC TOURNAMENT PLAY

In 32 years as a member of the Metro Atlantic Athletic Conference, Iona has compiled an all-time record of 37-24 (.607) record in the league's postseason tournament - including a league-record seven titles. The .607 winning percentage is second to Siena's .653 (32-40).

### THE GAELS ON THE MAAC ALL-TOURNAMENT TEAM

Since the inaugural MAAC Tournament in 1982, Iona basketball players have been selected to the MAAC All-Tournament team a record 34 times, including a MAAC-high seven MVP winners. Steve Burttt was Iona's last MVP in 2006. Seniors **Scott Machado** and **Mike Glover** became the last members of the program to join the All-Tournament team list in 2011.

### INSIDE THE MAAC TOURNAMENT FORMAT

The MAAC will continue its single-bye format for the sixth straight season for the top seven seeds after going with a double-bye in the previous four tournaments. The Gaels appear in the quarterfinal round in the single-bye format for the fourth time since the league reverted to the format adopted after expanding to 10 teams in 1997-98.

### THE GAELS IN REGULAR SEASON MAAC PLAY

Since the inception of the MAAC in the 1981-82 season, Iona has compiled a 303-207 (.594) record in regular season conference play. The Gaels' 303 wins and .594 winning percentage are the highest of any current MAAC member. The Gaels became the first MAAC team to reach 300 wins on Jan. 27, 2013 at Loyola and are currently 58 ahead of Fairfield the No. 2 team on the list.

### BUSTING THE (MAAC) BRACKET

- The No. 4 seed has reached the MAAC Championship game in each of the last two seasons. Both times, the No. 4 seed eliminated Iona from the tournament.
- Since the current 10-team tourney format was instilled in 1998 and discounting the four-year double-bye format experiment, the No. 4 seed has won the MAAC Championship

### GAELS ON THE MAAC ALL-TOURNAMENT TEAM

1982	Rory Grimes (MVP), Tony Hargraves, Gary Springer
1983	Steve Burttt, Rory Grimes, Tony Hargraves
1984	Steve Burttt (MVP), Tony Hargraves, Gary Springer
1985	Tony Hargraves (MVP), Rory Grimes
1986	Bob Coleman
1987	Alvin Lott, Richie Simmonds
1989	Glenn Grant
1991	Sean Green, Antoine Lewis
1992	Derrick Canada
1996	Mikkel Larsen
1998	John McDonald (MVP), Tariq Kirksay, Kashif Hameed
2000	Dyree Wilson (MVP), Nakiea Miller, Tariq Kirksay
2001	Nakiea Miller (MVP), Phil Grant, Earl Johnson
2005	Steve Burttt
2006	Steve Burttt (MVP), Ricky Soliver, Kiril Wachsmann
2011	Mike Glover, Scott Machado

## 2012-13 Iona College Gaels at a Glance

No.	Name	Cl.	Pos.	Ht.	Wt.	PPG	RPG	Of Note
<b>Probable Starters</b>								
0	Taaj Ridley (CAPTAIN)	Sr.	F	6-7	215	7.9	5.7	Averaging 11.6 ppg with two double-doubles since rejoining the starting lineup eight games ago
2	Lamont Jones (CAPTAIN)	Sr.	G	6-0	196	23.2	3.0	Ranks No. 3 in the NCAA, No. 1 in MAAC in scoring... No. 22 in NCAA with 87.4% FT%
3	Tavon Sledge	So.	G	5-9	175	5.8	2.9	One of three players (Armand, Jones) to appear in all 30 games... Leads MAAC with 1.9 A:T Ratio
13	David Laury	So.	F	6-8	240	13.0	10.1	No. 3 in the MAAC with seven double-doubles, No. 4 in rebounding in MAAC games
22	Sean Armand (CAPTAIN)	Jr.	G	6-4	200	16.8	5.3	No. 4 in MAAC in scoring... No. 6 in nation and school record holder with 101 3FG
<b>Off the Bench</b>								
1	DeSean Anderson	Jr.	F	6-8	200	0.7	0.7	Los Angeles native... Made first appearance vs. Wake Forest with 2 pts and 2 reb
4	Spencer Boateng	So.	G	5-9	190	0.0	0.0	Sophomore walk-on from the Bronx... Attended Salesian HS in New Rochelle
5	A.J. English	Fr.	G	6-4	180	7.0	2.5	Three-time MAAC Rookie of the Week... Had surgery to repair broken right hand on Jan. 25
10	DaShawn Gomez	Jr.	G	6-2	190	1.9	0.8	Recorded 25 straight assists before a turnover vs. Fairfield... 3.8:1 A:T ratio this year
23	Tre Bowman	Jr.	G	6-5	195	8.2	4.0	Averaging nearly 10.0 ppg in last 10 appearances... Holds a 90.4% free throw percentage
32	Nyandigisi Moikobu (CAPTAIN)	Sr.	F	6-7	205	1.9	1.3	Appeared in 15 games off the bench, one of four returners (Jones, Armand, Ridley) from last year's team
33	Curtis Dennis	Sr.	F	6-5	205	4.4	1.5	Has converted 14-of-last-33 3FG attempts... Valuable asset off the bench



**2012-13 MAAC STANDINGS**

SCHOOL	MAAC			OVERALL		
	W	L	PCT.	W	L	PCT.
(1) Niagara	13	5	.722	18	12	.600
(2) Rider	12	6	.667	18	13	.581
(3) Loyola	12	6	.667	21	10	.677
<b>(4) IONA COLLEGE</b>	<b>11</b>	<b>7</b>	<b>.611</b>	<b>17</b>	<b>13</b>	<b>.567</b>
<b>(5) CANISIUS</b>	<b>11</b>	<b>7</b>	<b>.611</b>	<b>18</b>	<b>12</b>	<b>.600</b>
(6) Manhattan	9	9	.500	12	17	.414
(7) Fairfield	9	9	.500	17	14	.548
(8) Marist	6	12	.333	10	20	.333
(9) Siena	4	14	.222	7	23	.233
(10) Saint Peter's	3	15	.167	9	20	.310

**2012 MAAC CHAMPIONSHIP SCHEDULE**

**Friday, March 8 - Opening Round**

Gm 1: #8 Marist vs. #9 Siena.....7:30 pm  
 Gm 2: #7 Fairfield vs. #10 Saint Peter's.....9:30 pm

**Saturday, March 9 - Quarterfinal Round**

Gm 3: #1 Niagara vs. Marist / Siena .....2:30 pm  
**Gm 4: #4 Iona College vs. No. 5 Canisius.....4:30 pm**  
 Gm 5: #2 Rider vs. Fairfield / Saint Peter's .....7:30 pm  
 Gm 6: #3 Loyola vs. #6 Manhattan .....9:30 pm

**Sunday, March 10 - Semifinal Round**

Gm 7: Gm 3 Winner vs. Gm 4 Winner .....2:00 pm  
**Gm 8: Gm 5 Winner vs. Gm 6 Winner .....4:30 pm**

**Monday, March 11 - Final Round**

Gm 7: Championship Game (ESPN2) .....9:00 pm



**ATTENTION ANDROID AND iPHONE USERS!!!**

Download ICGaels.com Official Mobile App for free by scanning the QR Code Below. Iona Athletics' official mobile home features: latest news, schedules, scores, rosters, player profiles, photo galleries and live stats. For a nominal fee you can upgrade to the premium app to listen to Iona basketball live or view on-demand video from Iona Insider.

iPhone Users

Android Users



once (2011, Saint Peter's) and reached the final game three other times (2002, 2007, 2012). It is the third best percentage of reaching the final behind the No. 2 (81.8%) and No. 1 (54.5%).

- Iona is the No. 4 seed for the third time in history. Both previous times, Iona reached but was defeated in the championship game (1987, Fairfield; 1991, Saint Peter's).
- The Gaels are 6-1 all time vs. the No. 5 seed (2-0 in 4v5 game). Its only loss was to Canisius in 1996.
- The Maroon & Gold is 2-3 all-time vs. the Griffs at the MAAC Championship. All five games have been decided by less than eight points with three of five decided by less than three.

**REMEMBERING MIKE HAYNES**

The Iona College men's basketball program has dedicated their 2012-13 campaign to the memory of Mike Haynes, a recruit that was tragically murdered in his native Chicago in July. The team will wear a memorial patch on their uniforms with Haynes' initials "MH" on their left shoulder.

**COACHES CURE CYSTIC FIBROSIS**

Today's coaches are dedicated to working with their teams both on and off the court. They are disciplined during practices and stress the importance of hard work and a commitment to the game. Wearing sweat suits today is another such teachable moment for these coaches and their teams. Coach **Tim Cluess** has aligned himself with the like efforts of the Cystic Fibrosis Foundation to highlight the awareness platform of Coaches Cure CF. The Iona College alumni family of John and Monica Judge, with sons Chris and Jay, has spearheaded this initiative in honor of their nephew, Alex Tarletsky and his battle with cystic fibrosis. Just over two decades ago, the life expectancy of a child with CF was still in the teens. Now CF patients can expect to attend college and live full lives into their 20's, 30's and beyond.

**FOR STARTERS - POTPOURRI CATEGORY**

- Iona's six losses during its last nine games have come by a combined total of 11 points including three overtime defeats. The Gaels seven MAAC losses this year were by a total of 17 points.
- Junior **Sean Armand's** 101 three-pointers this season are a new school single season record. He is the first to reach the century mark after breaking **Steve Burt Jr.'s** 96 trifectas from 2005-06.
- Armand failed to hit a three-pointer for the first time in 40 contests at Indiana State. Burt Jr.'s school record remains 70 straight from 2004-2006.
- Armand's Madison Square Garden record 10 3FGs fell Feb. 27 to the Golden State Warrior's Steph Curry. Curry scored 54 points and made 11 trifectas. Ironically, Curry is the NBA player Armand attributes as the player he models his game.
- Jones has posted 194 free throws made, the highest single-season total in school history. He passed **Steve Burt, Sr.'s** 182 makes from 1981-82 at Indiana State.
- The Gaels' 81.2 ppg this season is the third highest single-season average in school history.
- Iona's 364 turnovers stand as the lowest total in school history, currently 50 less than last season, the current school record.
- Head Coach **Tim Cluess** has won 67 out of his first 100 games at Iona, matching the second highest 100-game winning percentage in program history. Legendary skipper **Jim McDermott** won 69 of his first 100. Cluess matched **Pat Kennedy**.
- Iona has played five overtime games (1-4 record) this season matching the most in a single season in school history. In 1997-88, the Gaels posted a 2-3 mark in extra frames.
- The Gaels surrendered more than 100 points to Marist six games ago snapping the longest stretch of games since the 35-second shot clock was instilled in 1993-94. Iona previously surrendered 100 points at No. 1 North Carolina on Nov. 18, 2007. Marist was the first opponent since Siena on Feb. 9, 1995 (just shy of 18 years) to score 100 points at the Hynes Center.

**JONES, ARMAND, LAURY NAMED ALL-MAAC**

- Senior **Lamont Jones** earned All-MAAC First Team honors and is eligible for the league's Player of the Year honor announced Thursday.
- Jones looks to become the seventh MAAC Player of the Year from Iona College joining **Steve Burt** (1983, 1984), **Mindaugas Timinskas** (1997), **Kashief Hameed** (1998), **Tariq Kirksay** (2000), and **Scott Machado** (2012).
- Should he win it would be the third time the Gaels earned back-to-back Player of the Year honors and the first since Timinskas and Hameed in 1997 and 1998.
- Junior **Sean Armand** was named All-MAAC Second Team and sophomore **David Laury** was named to the Third Team.

**CLOSE SHAVES**

- Prior to the 80-61 win over Siena in the regular season finale, Iona played nine straight games decided by less than 10 points, tied for the longest stretch for the Maroon & Gold.
- The six games Iona lost during the stretch came by a total of 11 points.
- The Gaels have also played eight games this season decided by less than four points posting a 1-7 record.
- It is tied for the fourth most in a single season in school history.

GAELS-GRIFFS MAAC CHAMPIONSHIP MEETINGS		
Year	Round	Decision
1993	Quarter	L, 64-59
1996	Semi	W, 68-66
2001	Final	W, 74-67
2004	First Round	L, 62-63
2008	First Round	L, 62-64

NO. GAMES DECIDED BY 3 POINTS OR LESS	
<i>(Record in Parenthesis)</i>	
11	2008-09 (3-8)
9	2004-05 (4-5), 1984-85 (6-3)
8	2012-13 (1-7), 2000-01 (2-6), 1989-90 (4-4), 1980-81 (6-2), 1973-74 (5-3)

# Individual Career Totals

Player	G	Pts	Reb	Ast	Blk	Stl
Lamont Jones	131	1,778	311	342	5	103
Sean Armand	100	1,056	274	150	19	70
Curtis Dennis	93	564	176	66	11	59
Taaj Ridley	61	441	290	42	15	33
David Laury	21	274	213	37	34	25
Tre Bowman	44	242	117	27	6	17
Tavon Sledge	38	183	87	103	6	39
AJ English	17	119	42	22	6	14
DaShawn Gomez	34	62	28	52	0	11
Nyandigisi Moikobu	32	44	37	9	1	0
DeSean Anderson	6	4	4	0	0	0
Spencer Boateng	1	0	0	1	0	0

### OUR HOUSE

- Iona posted a 45-8 record at the Hynes Athletics Center in the last four years.
- Including 11-1 this season, the Gaels were 11-3 in 2009-10, 12-3 in 2010-11 and 10-1 in 2011-12.
- The Maroon & Gold snapped a 15-game home winning streak with its loss to Marist on Feb. 7.
- **iona leads the nation with a 45.5 3FG% in home games**, leading Pacific (45.1%) and Creighton (44.3%).
- In conference home games, the percentage improves to 49.4%.
- On the road, the Gaels drops to 31.3% overall and 30.5% in MAAC games.
- The 14.2% difference between overall home and road is the second largest behind Xavier (16.4%).

### NCAA SCORING LEADERS

- Senior **Lamont Jones** is third in the nation in scoring (23.4 ppg).
- Va. Tech's Erick Green leads the nation (25.0).
- The Gaels are the reigning NCAA Division I scoring champions, averaging 82.9 ppg. This year the team's 81.2 ppg ranks No. 2 in the NCAA.

### DYNAMIC DUO

- Senior **Lamont Jones** and junior **Sean Armand** are the No. 1 scoring duo in NCAA Division I through Saturday's games.

NCAA SCORING LEADERS		
Players	Team	PPG
Erick Green	Va. Tech	25.0
Doug McDermott	Creighton	23.4
<b>Lamont Jones</b>	<b>Iona</b>	<b>23.2</b>
Nate Wolters	SDak State	22.8
Travis Bader	Oakland	22.0

NCAA PPG LEADERS	
Player	PPG
Northwestern St.	82.9
<b>IONA</b>	<b>81.2</b>
Indiana	81.1
Iowa State	79.7
Ole Miss	79.1
Detroit	78.9

# Fun With Numbers

### Tim Cluess' record by month...

	2010-11	2011-12	2012-13	Total
Nov.	3-3	4-1	3-2	10-6
Dec.	5-2	6-2	4-4	16-8
Jan.	5-4	7-2	7-2	19-8
Feb.	7-1	7-1	1-5	15-7
Mar.	5-2	1-2	2-0	8-4
<b>Total</b>	<b>25-12</b>	<b>25-8</b>	<b>17-13</b>	<b>67-33</b>

### All-Time Win-Loss Records - 1,852 games played

- All-Time (1940-present) - 1,058-794 (.571)
- Home (1948-present) - 496-171 (.744)
- Away (1948-present) - 309-401 (.435)
- Neutral (1948-present) - 176-182 (.492)
- Overtime games (1947-present) - 47-44 (.516)
- \*\*Home, Away Neutral not available 1940-47\*\*

### MAAC Records (1982-present) - 510 games played

- MAAC All-Time - 303-207 (.594)
- MAAC Home - 174-76 (.696)
- MAAC Away - 122-129 (.486)
- MAAC Neutral - 6-2 (.750)
- MAAC Tournament - 37-24 (.607)

### Hynes Athletics Center Records (1974-present) - 478 games played

- Overall - 349-128 (.732)
- Non-Conference Games - 177-52 (.773)
- MAAC Games - 174-76 (.696)

- Combined, they average 40.0 ppg, 1.6 more than BYU's Tyler Haws and Brandon Davies.

NCAA SCORING DUO LEADERS		
Players	Team	PPG
<b>Jones/Armand</b>	<b>Iona</b>	<b>40.0</b>
Haws/Davies	BYU	38.4
Vinales/Hunter	Cent. Conn.	37.6
Green/Eddie	Va. Tech	36.9
Gantt/Moody	Fla. Atlantic	36.4

- Iona is one of 10 teams in NCAA Div. I with more than one 16.5+ ppg scorer.
- Armand, Jones, **David Laury** or **Tre Bowman** have scored 20 or more points in the same game in 10 contests surpassing last year's total of seven games with two players scoring 20 or more.

### KING OF THE HILL, TOP OF THE LIST

- In 2012-13, the Gaels are tied for the second most wins and third best win percentage of the 14 NYC Metropolitan Area Division I basketball programs within 30 miles of the center of NY College basketball, Madison Square Garden.

# Gaels' Stat Breakdown: Double-Digit Dynamics

Games with:	2012-13	2011-12	Career w/ Iona	Team Record
<b>at least 10 points</b>				
Jones	29	24	53	35-18
Armand	26	13	50	34-16
Laury	16	-	16	9-7
Bowman	12	-	12	8-4
Ridley	9	8	17	12-5
English	6	-	6	5-1
Sledge	6	-	6	4-2
Dennis	5	-	5	2-3
<b>at least 20 points</b>				
Jones	22	10	32	22-10
Armand	7	4	13	11-2
Laury	4	-	4	1-3
Bowman	1	-	1	1-0
<b>at least 30 points</b>				
Jones	5	1	6	5-1
Armand	1	1	2	2-0
<b>at least 40 points</b>				
Jones	1	1	2	1-1
<b>at least 10 rebounds</b>				
Laury	10	-	10	3-7
Ridley	3	2	5	1-4
Armand	2	0	2	1-1
Bowman	1	-	1	0-1
<b>at least 10 assists</b>				
Sledge	1	-	1	1-0

Games with:	2012-13	2011-12	Career w/ Iona	Team Record
<b>Double-Doubles</b>				
Laury	7	-	7	2-5
Ridley	2	2	4	1-3
Armand	2	0	2	1-1
Sledge	1	-	1	1-0
<b>Leading Scorer (including ties)</b>				
Jones	22	10	32	21-11
Armand	5	5	12	10-2
Laury	2	-	2	0-2
Ridley	1	-	1	0-1
<b>Leading Rebounder (including ties)</b>				
Laury	16	-	16	9-7
Ridley	8	4	12	7-5
Armand	6	0	6	4-2
Sledge	2	-	2	2-0
Bowman	2	-	2	0-2
Jones	1	2	3	3-0
<b>Leading Assists (including ties)</b>				
Jones	15	0	15	10-5
Armand	9	0	9	4-5
Sledge	8	-	8	6-2
Gomez	5	-	5	3-2
Laury	2	-	2	1-1
Bowman	1	-	1	1-0
English	1	-	1	1-0

# Iona at the MAAC Tournament

## SERIES FACTS

Series Record: 33rd tournament - 37-24 all-time record  
 At Meadowlands: 14-5 (three titles)  
 At Knickerbocker/Pepsi/Times Union Center: 14-11 (three titles)  
 At Marine Midland/HSBC Arena: 5-3 (one title)  
 At Sovereign Bank Arena: 1-1  
 At Webster Bank Arena at Harbor Yard: 2-2  
 At MassMutual Center: 1-1  
 Last Game: 3/4/12 - Fairfield 85, Iona 75 (Semifinal Round)  
 Last Iona Win: 3/3/12 - Iona 87, Marist 63 (Quarterfinal Round)  
 Last Loss: 3/4/12 - Fairfield 85, Iona 75 (Semifinal Round)

## GAELS CAREER STATS AT THE MAAC TOURNAMENT

No.	Player	GP	MPG	PPG	RPG	APG
2	Lamont Jones	2	34.5	13.5	1.0	3.0
22	Sean Armand	5	15.6	4.8	1.4	0.6
0	Taaj Ridley	2	18.5	4.0	2.5	0.0
32	Nyandigisi Moikobu	1	1.0	4.0	0.0	0.0

## Year-by-Year Results

Year	Overall	MAAC	Finish	Tourney
1981-82	24-9	7-3	3rd	3-0
1982-83	22-9	8-2	1st	1-1
1983-84	23-8	11-3	3rd	3-0
1984-85	26-5	11-3	1st	3-0
1985-86	14-15	9-5	2nd	1-1
1986-87	16-14	8-6	3rd	2-1
1987-88	11-16	5-9	5th	0-1
1988-89	15-16	8-6	3rd	1-1
1989-90	13-15	8-8	2nd/South	0-1
1990-91	17-13	11-5	4th	2-1
1991-92	14-15	8-8	6th	1-1
1992-93	16-11	9-5	3rd	0-1
1993-94	7-20	3-11	7th	0-1
1994-95	10-17	6-8	5th	0-1
1995-96	21-8	10-4	1st	1-1
1996-97	22-8	11-3	1st	0-1
1997-98	27-6	15-3	1st	3-0
1998-99	16-14	12-6	3rd	0-1
1999-00	20-11	13-5	2nd	3-0
2000-01	22-11	12-6	1st	3-0
2001-02	13-17	10-8	5th	0-1
2002-03	17-12	11-7	5th	1-1
2003-04	11-18	8-10	7th	1-1
2004-05	15-16	9-9	5th	2-1
2005-06	23-8	13-5	2nd	3-0
2006-07	2-28	1-17	10th	0-1
2007-08	12-20	8-10	7th	0-1
2008-09	12-19	7-11	7th	0-1
2009-10	21-10	12-6	3rd	0-1
2010-11	25-12	13-5	2nd	2-1
2011-12	25-8	15-3	1st	1-1
2012-13	17-13	11-7	4th	
	549-422	303-207		37-24

- Last year, Iona tied for the top win total (25) and had the second best winning percentage (.758)
- Since 2009-10, Iona's **88** wins and **.662** win pct. are the highest in both categories.
- Since 1995-96, Iona holds the lead in wins (320, **11** more than Hofstra and **30** more than No. 3 St. John's and the top win percentage (**.573**).

## MILLENNIUM MEN

- Junior **Sean Armand** became the 34th Iona player to record 1,000 points vs. Rider on Feb. 9.
- Senior **Lamont Jones** was the 33rd and just the fifth in his second season and in under 60 games played (55 GP).
- The Gaels' all-time leading scorer, **Steve Burtt '84** recorded 1,065 points in 59 games as a freshman and sophomore. No. 3 **Gary Springer '84** posted 1,046 points in 59 games while No. 4 **Jeff Ruland** posted 1,170 points in 54 contests.
- Jones and Armand's former teammate **Mike Glover** accomplished the feat in his 54th game in Maroon & Gold.

Team	2009-2013		1995-2013	
	W-L	Pct.	W-L	Pct.
IONA	88-43	.672	321-239	.573
LIU Brooklyn	83-45	.648	253-275	.479
St. John's	67-60	.528	291-262	.526
Seton Hall	67-60	.528	287-264	.521
Wagner	61-60	.504	259-266	.493

## DIAL "3" FOR LONG DISTANCE

- Junior **Sean Armand** became the second player in Iona history to reach the 200 three-point field goal milestone vs. Canisius.
- Recent Iona Hall of Fame inductee **Steve Burtt** sits a top the list with 263.
- Armand also holds the single-game (10) Iona record, Hynes Center single-game record (9) and single-season record (101).

IONA ALL-TIME 3-FG LEADERS		
No.	Player	3FG
1.	Steve Burtt	263
2.	<b>SEAN ARMAND</b>	<b>238</b>
3.	Jermel Jenkins	176
4.	Kyle Smyth	165
	Milan Prodanovic	165

## LET IT RAIN

- Since 2000-01, Iona has recorded 40 games with 10 or more three-point field goals. Five came in the seven seasons under head coach **Jeff Ruland** and seven came with **Kevin Willard** at the helm (three years).
- Under **Tim Cluess**, Iona has posted 29 games (11 this season) with double-digit trifectas including a matching a school record 18 twice (at Albany, Nov. 23, 2010; vs. Liberty, Dec. 18, 2012)
- Iona's top seven three-point field goal efforts have come with Cluess as head coach.
- Against Liberty, Iona's 41 three-point attempts set a new standard, surpassing 39 last season vs. Siena at MSG.
- Iona's 8.7 three-point field goals per game is more than a half make better than the school record set in 2010-11, Cluess' first season. The No. 3 average was set last season.

## MOMENTUM CHANGERS

- Iona has drawn 67 offensive charges in 30 games this season (2.2/g).
- Seniors **Lamont Jones** (24) and **Taaj Ridley** (23) are the team's leaders.
- Both performers hold Iona's single-game high this season of four. Ridley vs. Quinnipiac in St. Thomas and Jones vs. Manhattan at home.

## GAELS AMONG NCAA STAT LEADERS

- In addition to **Lamont Jones** No. 3 ranking in scoring, the team is also second in scoring offense (81.2).
- Iona is No. 5 in FT% (76.9%) and seventh in the nation in 3FG per game (8.8).
- Junior **Sean Armand's** 3.37 3-pt FGs/g ranks No. 8 and 41.4 3FG% ranks No. 32
- Jones also ranks No. 22 in free throw percentage (87.4%).

## FROM THE CHARITY STRIPE

- Iona's 76.7% free throw percentage is No. 5 in the nation.
- The Gaels are on pace to break its previous single-season mark of 74.7% set in 1976-77.
- Rounding out the top five single seasons are: 1996-97 (74.0%), 1999-00 (72.5%), and 1978-79 (72.4%).
- Senior **Lamont Jones** is No. 2 on the squad with an 87.4% conversion rate ranking No. 22 in the nation.

FREE THROWS MADE		
Players	Team	FTM
Erick Green	Va. Tech	202
<b>LAMONT JONES</b>	<b>IONA</b>	<b>194</b>
Augustine Rubit	So. Alabama	177
Jake Odum	Indiana St.	172
Frank Gaines	IPFW	171

## He is No. 2 in the nation in free throws made (194).

- Jones has posted three "perfect" games with 10 or more free throws attempted, a 14-for-14 effort vs. Rutgers and a 12-for-12 effort vs. Norfolk State. He has 12 games with 10 or more free throws made.

NCAA FT% LEADERS	
Player	FT%
Davidson	80.9
South Dakota	78.4
E. Kentucky	78.3
Montana	77.1
<b>IONA</b>	<b>76.9</b>

## TOP 3: MAAC STAT LEADERS - TEAM

- No. 1:** Scoring Offense, Scoring Margin, FT%, FG%, Rebounding Offense, Assists, A:T Ratio, and Def. Rebounds.
- No. 2:** 3-pt FG%, Turnover Margin and 3FG Made.
- No. 3:** None.

## TOP 3: MAAC STAT LEADERS - INDIVIDUAL

- No. 1:** Jones (23.2 ppg), Armand (3.4 3FG/g), Sledge (1.9 A:T)
- No. 2:** Jones (87.4% FT%).
- No. 3:** Armand (41.4 3FG%), Jones (36.8 MPG)

## KEN POM NOTE 1: EFFECTIVE SHOOTING

- Junior **Sean Armand** is fourth in the MAAC in effective FG%. The statistic takes into account the extra value of a made three pointer.
- Armand's 56.9% eFG% stands behind Canisius' Jordan Heath (59.6%), Rider's Jonathon Thompson (59.0%) and Isaac Sosa (59.0%).
- Sophomore **Tavon Sledge** is second on the team (11th in MAAC) at 51.0%.
- As a team, the Gaels rank 39th in overall eFG% and 22nd in offensive efficiency.



**MAAC LEADERBOARD**

As of 3/4/13

**INDIVIDUAL RANKINGS**

<b>Sean Armand</b>		
Scoring	4th	16.8
Rebounding	13th	5.3
Assists	11th	3.1
Free Throw Pct	12th	.750
Steals	12th	1.3
3-Point Fg Pct	3rd	.414
3-Point Fg Made	1st	3.4
Assist/Turnover Ratio	7th	1.5
Defensive Rebounds	10th	3.9
Minutes Played	4th	36.3

<b>Tre Bowman</b>		
3-Point Fg Pct	6th	.392

<b>Lamont Jones</b>		
Scoring	1st	23.2
Field Goal Pct	10th	.452
Assists	7th	3.6
Free Throw Pct	2nd	.874
Steals	15th	1.2
3-Point Fg Made	14th	1.7
Assist/Turnover Ratio	10th	1.0
Minutes Played	3rd	36.8

<b>Taj Ridley</b>		
Rebounding	11th	5.7
Field Goal Pct	6th	.494
Offensive Rebounds	7th	2.3

<b>Tavon Sledge</b>		
Assists	8th	3.3
Steals	12th	1.3
Assist/Turnover Ratio	1st	1.9

**TEAM RANKINGS**

Scoring Offense	1st	81.2
Scoring Defense	10th	76.2
Scoring Margin	1st	+5.0
Free Throw Pct	1st	.769
Field Goal Percentages	1st	.457
Field Goal Pct Defense	10th	.450
3-Point Fg Pct	2nd	.375
3-Point Fg Pct Defense	10th	.373
Rebounding Offense	1st	36.2
Rebounding Defense	8th	36.7
Rebounding Margin	6th	-0.5
Blocked Shots	8th	3.0
Assists	1st	15.8
Steals	5th	6.8
Turnover Margin	2nd	+2.23
Assist/Turnover Ratio	1st	1.3
Offensive Rebounds	4th	11.6
Defensive Rebounds	1st	24.5
Defensive Reb Pct.	8th	.662
Offensive Reb Pct.	6th	.325
3-Point Fg Made	2nd	8.7

**NCAA LEADERBOARD**

As of 3/3/13

<b>Sean Armand</b>		
3-Point Fg Per Game	8th	3.37
3-Point Fg Pct	32nd	41.4

<b>Lamont Jones</b>		
Points Per Game	3rd	23.2
Free Throw Pct	22nd	87.4

**TEAM RANKINGS**

Scoring Offense	3rd	81.2
Free Throw Pct	4th	76.9
3-Point Fg Made	7th	8.7
Assists	20th	15.8
Assist/Turnover Ratio	25th	1.30
3-Point FG Pct	38th	37.5
Turnover Margin	56th	2.2

**TALE OF THE TAPE**

Iona		Canisius
17-13	Overall Record	18-12
4-6	Last 10 Games	5-5
118 of 347	RPI*	107 of 347
81.2	Scoring Offense	72.6
76.2	Scoring Defense	69.2
+5.0	Scoring Margin	+3.4
.457	FG%	.444
.375	3-pt FG%	.385
.769	FT%	.722
.450	Opponent FG%	.446
.373	Opponent 3-pt FG%	.334
.655	Opponent FT%	.700
36.2-36.7	Rebounding Difference	34.4-32.6
-0.5	Rebound Margin	+1.8
15.8	Assists/game	12.7
12.1	Turnovers/game	13.7
6.8	Steals/game	5.9
3.0	Blocks/games	3.1

\*from Live-RPI.com (3/4/13)

**KEN POM NOTE 2: POSSESSIONS USED / OFFENSIVE RATING**

- Senior **Lamont Jones** is No. 2 in the MAAC in "Percentage of Possessions Used".
- The statistic is measure of personal possessions used while the player is on the court and assigns credit or blame to a player when his actions end a possession.
- His 30.2 %Poss number is 0.1 behind of Marist's Chavaughn Lewis.
- David Laury** is No. 2 on the team at 22.2% of Iona's possessions.
- Canisius is led by Billy Baron (26.4%, 5th in MAAC)
- Sean Armand** leads the MAAC in Offensive Rating (117.3) among "Significant Contributors" (>20% of its team's possessions).
- Canisius' Billy Baron is second (114.4), followed by Laury is fifth (111.1) and Jones (110.8).
- Offensive Rating is a measure of personal offensive efficiency.

**MAAC PLAYERS OF THE WEEK**

- Iona has been honored 19 times in the last two-plus seasons with a MAAC Player of the Week.
- Sophomore **David Laury**

**IONA'S MAAC WEEKLY AWARDS UNDER CLEUSS**

Player (P/R)	Date
David Laury (P)	2/4/13
Sean Armand (P)	1/14/13
A.J. English (R)	1/7/13
A.J. English (R)	12/24/12
Lamont Jones (P)	12/17/12
A.J. English (R)	12/17/12
Lamont Jones (P)	11/19/12
Scott Machado (P)	2/20/12
Lamont Jones (P)	2/6/12
Scott Machado (P)	1/23/12
Mike Glover (P)	1/9/12
Mike Glover (P)	12/19/11
Mike Glover (P)	12/5/11
Scott Machado (P)	11/28/11
Scott Machado (P)	11/21/11
Scott Machado (P)	2/21/11
Sean Armand (R)	1/17/11
Mike Glover (P)	1/10/11
Scott Machado (P)	1/3/11
Mike Glover (P)	12/20/10
Mike Glover (P)	12/13/10
Mike Glover (P)	12/6/10
Kyle Smyth (P)	11/29/10

became the third Iona player to earn MAAC Player of the Week with his first career award on Feb. 4.

- Junior **Sean Armand** earned his first honor on Jan. 14.
- Senior **Lamont Jones** earned his 'second award on Dec. 17, the third of his career.
- Rookie **A.J. English** has earned three Rookie of the Week honors this season (Dec. 17, Dec. 23, and Jan. 7).
- Jones and English earned Player and Rookie honors on Dec. 17, believed to be the first time an Iona player earned both awards in the same week.

**SECOND FASTEST TO 60**

- Iona's win at Marist was head coach Tim Cluess' 60th as head coach of the Iona College men's basketball program. He is the 12th coach in school history and the seventh to reach the milestone.
- The fastest to win 60 games was **Tim Welsh**, who accomplished the feat in 79 games. Cluess reached the mark in 86 games. **Jim McDermott** is No. 3 in 88 games
- Pat Kennedy** (90 games), **Jim Valvano** (100), **Jeff Ruland** (102) and **Gary Brokaw** (128) are the other four coaches to win more than 60 games.
- Cluess matched Iona's first head coach, **Br. Arthur Loftus** as the fastest to reach 50 wins in school history (68 games) vs. Marist in the MAAC Quarterfinal last season.
- He was the third fastest head coach to earn his 40th victory, needing 56 games. He trailed Welsh (53 games) and Br. Loftus (55).
- Iona's 50 wins under Cluess matches the second-highest two-season total in program history (52: Valvano, 1978-80).

**HIGH SCORING AFFAIRS**

- Iona scored 100 points four times in 2011-12, matching a single-season program record. Iona is **7-1** under Cluess and **48-3** all-time when reaching 100.
- The Gaels scored 90 points 25 times in 99 games under Cluess and are **20-5**.
- Iona is **45-8** when reaching at least 80 points under Cluess.

**WIDE MARGINS**

- The Gaels are **35-3** in games decided by 10 or more points since head coach **Tim Cluess** took the reigns in 2010-11.
- The 19-point margin at Marshall in 2011-12, 10-point margin at Cleveland State in the team's second game in 2010-11 and at La Salle this year are the only losses.
- The Marshall defeat was just the third loss by 15 points or more for Cluess as an NCAA head coach.
- In his six-plus seasons, Cluess has mentored his team to a **107-11** mark in 10+ point contests.

**"SUPER" WINS**

- Iona's win over Georgia was the second "Super 6" conference victory of the season. It is the first time since 1997-98 (Providence, Rutgers) and seventh time in history Iona accomplished the feat.
- The program also won multiple games in 1982-83 (Georgia Tech, Arizona State), 1981-82 (Ohio State, Washington State).
- In the 1970's, the Gaels had three seasons with multiple wins against teams that are currently in one of the top six conference including: 1976-77 (St. John's, South Florida), 1978-79 (Pittsburgh, Seton Hall, St. John's), and 1979-80 (Texas A&M, Kansas, Louisville).

**20/20 VISION**

With 25 wins last season, Iona earned its third straight and 16th all-time 20+ win season in the 71-year history of the program. **Tim Cluess** is just the second (of 12 all-time) head coach in program history to earn 20 wins in each of his first two seasons in New Rochelle. Former head man **Tim Welsh** followed a 21-8 rookie campaign in 1995-96 with a 22-win season the following year en route to back-to-back NIT appearances. The 25 wins matched the fourth highest win total in school history.

**MOMO IN THE 40'S**

Senior **Lamont Jones'** 40-point outburst was his second in Maroon & Gold and just the seventh ever 40+ point effort in school history. He ties Gael Hall of Famer Warren Isaac for the most in Iona history. Jones also set a new Paradise Jam record beating a 38-point performance by Wisconsin's Alando Tucker in 2005.

IONA'S 40 POINT EFFORTS		
Pts	Player	Date
50	Warren Isaac	12/18/64
<b>43</b>	<b>Lamont Jones</b>	<b>2/2/12</b>
43	Sean Green	3/3/91
41	Warren Isaac	2/17/65
<b>40</b>	<b>Lamont Jones</b>	<b>11/16/12</b>
40	Steve Burt	2/1/84
40	Richie Guerin	2/18/55

**2011-12 GAELS IN THE PROS**

- Four of Iona's six seniors from a year ago are continuing their athletic careers in 2012-13.
- **Scott Machado** is the highest profile of the group. He signed a partially guaranteed contract with the NBA's Houston Rockets. Shuttling between Houston and the club's D-League affiliate Rio Grande, Machado was waived by the Rockets Jan. 7 and recently reported back to Rio Grande.
- **Randy Dezouvre** and **Mike Glover** are currently playing in European Leagues. Dezouvre plays for BC Aarhus in the top division in Denmark while Glover is with Hacettepe in Turkey's top league.
- After earning his undergraduate degree in Dec. 2011, **Kyle Smyth** elected to finish his athletic career at the Big East's Seton Hall University.

**ISAIAH WILLIAMS SIGNS LETTER OF INTENT FOR 2013-14**

- **Isaiah Williams** signed a National Letter of Intent to play for Iona next fall during the early signing period. The Newark, NJ native will come to Iona from State College of Florida at Manatee-Sarasota.
- Williams is a 6-7, 175 lb wing that can play four positions on the floor. A pure scorer, he can get to the rim or step out and hit a three pointer. Through 15 games this season with SFC Williams is averaging a team best 17.9 points, 7.3 rebounds, 4.9 assists and 3.3 steals per game. He is shooting 53.2% from the field and hit 35 three pointers. He posted 20 points in six games and has four double-doubles.
- Williams spent the 2011-12 season at Marshall University but did not play due to NCAA Initial Eligibility rules. In 2010-11, He spent his post graduate year at The Robinson School in Irvington, NJ and averaged 27 points, six rebounds and five assists. The summer prior to enrolling at The Robinson School, Williams earned the All Star Game MVP award at the prestigious Hoop Group Elite Camp.

**FAMILIAR FACES**

- Four players from last season's 25-8 squad return for 2012-13 due to the graduation of six student-athletes last seasons and two others that elected to transfer. The Gaels played the 2011-12 season with an open scholarship.
- Junior co-captain **Sean Armand** is the most tenured Maroon & Gold in his third season in Maroon & Gold.
- Seniors **Lamont Jones**, **Nyandigisi Moikobu** and **Taaj Ridley** return for their second season. Jones was also named co-captain along with Armand.

**WHO ARE THESE GUYS?**

- Iona has eight new faces to the roster in 2012-13 including three freshmen (one walk on), two sophomores, four juniors and a senior.
- Four of the eight newcomers have previous Division I Basketball experience: **Tre Bowman** (Penn State), **Curtis Dennis** (Toledo, New Mexico), **DaShawn Gomez** (New Mexico State) and **Tavon Sledge** (Iowa State).
- **Grant Ellis** and **A.J. English** are true freshmen.
- Sledge and **David Laury** will retain sophomore eligibility
- Bowman, Jackson and **DeSean Anderson** are juniors and junior college transfers.
- Dennis is a senior and eligible to compete right away due to Toledo's postseason suspension by the NCAA.

**SLEDGE GRANTED HARDSHIP WAIVER**

Sophomore point guard **Tavon Sledge**, a transfer from Iowa State learned late October he would be eligible to play right away for Iona in 2012-13. The NCAA Committee For Legislative Relief ruled based on an association rule involving transfers due to injury or illness of an immediate family member and a student athlete's well-being.

**IONA INSIDER**

Now in its fifth year, Iona is proud to present live video streaming of all of its non-televised home games at the Hynes Athletics Center. Log on to [www.lonalinsider.com](http://www.lonalinsider.com) for more details.

**MAROON & GOLD ON FACEBOOK AND TWITTER**

Follow Iona on Facebook and Twitter by logging on to [facebook.com/ICGaels](http://facebook.com/ICGaels) or [twitter.com/ICGaels](http://twitter.com/ICGaels) and receive immediate updates on the Gaels. A number of members of the Iona coaching staff are also on Twitter. Follow assistant coaches **Jared Grasso** (@JGras11) and **Zak Boisvert** (@ZakBoisvert) and Director of Basketball Operations **Garee Bryant** (@GB\_22).

**TUNE INTO THE GAELS**

Fans of Iona basketball can hear live broadcasts of every home and away contest on ICGaels.com. **Gary Stanley** returns for his 27th year as "the Voice of the Gaels". He will be joined by veteran color commentator **Ed Ingles**, former Iona assistant **Vin Parise**, and Goal Club Hall of Famer **Kevin Hamilton**.

**ON TAP FOR THE GAELS**

The winner of tonight's contest advances to tomorrow's semifinal round at 2:00 pm at the MassMutual Center. The opponent will be determined by Saturday's first quarterfinal round game and be either No. 1 Niagara, No. 8 Marist or No. 9 Siena.

# *ICGaels.com*



# 0 • TAAJ RIDLEY

SENIOR • FORWARD • 6-7 • 215 • BRONX, NY

7.9 PPG, 5.7 RPG, 0.9 APG, 49.4 FG%, 27.8 3FG%, 75.0 FT%

**2012-13 SEASON**

- Returned to the starting lineup for the first time in six games at Canisius and scored a career-high 18 points.
- Averaging 11.6 ppg in last eight games played with two double doubles.
- Posted eight double-digit point efforts (six in last eight appearance), three double-digit rebounding efforts and two double-doubles.
- Including the two double-doubles, has eight games with 8+ points and 8+ rebounds.
- Long, athletic player that has the ability to step out for a three-pointer or bang down low on the glass.
- Multifidimensional forward that can score inside and out

**PRIOR TO THIS SEASON**

- Appeared in all 33 games with 29 starts, as a junior.
- Averaged 6.7 points and 4.0 rebounds per game with two double-doubles.
- Junior College transfer and one of two New York City Public School Athletic League (PSAL) graduates (Sean Armand) on the roster.

**TAAJ RIDLEY - CAREER/SEASON HIGHS**

**Points**

Career .....18, at Canisius (2/2/13)  
 Season.....18, at Canisius (2/2/13)

**Rebounds**

Career .....16, at Manhattan (2/15/13)  
 Season.....16, at Manhattan (2/15/13)

**Field Goals**

Career .....7, three times (vs. Siena - 3/3/13)  
 Season.....7, twice (vs. Siena - 3/3/13)

**3-Pt. FG**

Career .... 1, six times (at Indiana State - 2/23/13)  
 Season..1, five times (at Indiana State - 2/23/13)

**Free Throws**

Career .....5, vs. Niagara (11/28/12)  
 Season.....5, vs. Niagara (11/28/12)

**Assists**

Career .....4, twice (vs. Canisius - 1/13/13)  
 Season.....4, twice (vs. Canisius - 1/13/13)

**Blocks**

Career .....2, vs. Niagara (11/28/12)  
 Season.....2, vs. Niagara (11/28/12)

**Steals**

Career ..... 3, vs. Western Michigan (11/18/11)  
 Season.....2, vs. Illinois-Chicago (11/19/12)

**Minutes**

Career .....42, at Manhattan (2/15/13)  
 Season.....42, at Manhattan (2/15/13)

**TAAJ RIDLEY 2012-13 GAME-BY-GAME STATISTICS**

Opponent	Date	gs	min	Total		3-Pointers		Free throws		Rebounds					pf	a	t/o	blk	stl	pts	avg
				fg-fga	pct	3fg-fga	pct	ft-fa	pct	off	def	tot	avg								
DENVER	11/09/12	*	30	3-3	1.000	0-0	.000	1-2	.500	0	5	5	5.0	1	0	4	0	1	7	7.0	
vs Quinnipiac	11/16/12	*	32	2-6	.333	0-0	.000	3-4	.750	5	4	9	7.0	3	1	0	1	0	7	7.0	
vs Wake Forest	11/17/12	*	13	3-3	1.000	0-0	.000	0-0	.000	1	4	5	6.3	5	1	2	0	0	6	6.7	
vs Illinois-Chicago	11/19/12	*	30	3-9	.333	0-1	.000	3-3	1.000	5	5	10	7.3	4	1	2	0	2	9	7.3	
NIAGARA	11/28/12		22	2-5	.400	0-0	.000	5-6	.833	2	1	3	6.4	4	0	1	2	0	9	7.6	
at Saint Peter's	12/05/12		28	4-7	.571	0-0	.000	0-0	.000	4	4	8	6.7	2	1	1	0	1	8	7.7	
vs Rutgers	12/08/12		21	2-6	.333	0-0	.000	0-0	.000	0	2	2	6.0	5	1	2	0	0	4	7.1	
at Georgia	12/15/12		22	2-4	.500	0-1	.000	0-0	.000	0	1	1	5.4	5	2	0	0	1	4	6.8	
LIBERTY	12/18/12		5	0-0	.000	0-0	.000	0-0	.000	2	0	2	5.0	5	1	0	0	0	0	6.0	
at La Salle	12/20/12		9	1-1	1.000	0-0	.000	0-0	.000	1	2	3	4.8	2	0	2	0	0	2	5.6	
NORFOLK STATE	12/23/12		25	4-8	.500	0-1	.000	2-2	1.000	3	6	9	5.2	2	1	1	0	0	10	6.0	
at Saint Joseph's	12/28/12		18	4-5	.800	1-1	1.000	0-2	.000	2	3	5	5.2	3	2	1	0	0	9	6.3	
at St. Bonaventure	12/31/12	*	38	5-8	.625	0-1	.000	3-3	1.000	4	4	8	5.4	2	4	1	1	1	13	6.8	
at Siena	01/04/13	*	21	1-4	.250	0-0	.000	4-4	1.000	2	2	4	5.3	1	0	2	1	0	6	6.7	
MANHATTAN	01/06/13	*	28	5-10	.500	1-1	1.000	3-5	.600	1	6	7	5.4	3	0	1	1	0	14	7.2	
at Marist	01/10/13	*	26	2-8	.250	0-1	.000	1-2	.500	2	3	5	5.4	1	0	0	0	0	5	7.1	
CANISIUS	01/13/13	*	23	3-5	.600	1-2	.500	1-2	.500	1	4	5	5.4	2	4	1	0	1	8	7.1	
SAINT PETER'S	01/25/13		7	1-1	1.000	0-0	.000	0-0	.000	0	0	0	5.1	2	1	0	0	0	2	6.8	
at Loyola Maryland	01/27/13		15	1-1	1.000	1-1	1.000	0-0	.000	1	1	2	4.9	2	0	0	0	1	3	6.6	
at Niagara	01/31/13		13	1-4	.250	0-1	.000	0-0	.000	1	2	3	4.8	2	0	0	0	0	2	6.4	
at Canisius	02/02/13	*	30	7-15	.467	0-2	.000	4-6	.667	5	2	7	4.9	3	1	3	1	1	18	7.0	
MARIST	02/07/13	*	36	5-10	.500	0-0	.000	2-2	1.000	5	6	11	5.2	4	1	2	0	1	12	7.2	
RIDER	02/09/13	*	32	2-6	.333	0-0	.000	2-2	1.000	2	3	5	5.2	4	1	0	1	0	6	7.1	
at Manhattan	02/15/13	*	42	5-12	.417	0-1	.000	2-3	.667	5	11	16	5.6	4	1	1	0	1	12	7.3	
at Fairfield	02/18/13	*	8	0-2	.000	0-0	.000	0-0	.000	1	2	3	5.5	3	1	3	0	0	0	7.0	
at Indiana State	02/23/13	*	38	6-12	.500	1-2	.500	3-4	.750	1	7	8	5.6	2	0	2	0	0	16	7.4	
LOYOLA MARYLAND	03/01/13	*	26	6-9	.667	0-0	.000	3-4	.750	2	2	4	5.6	3	0	2	0	0	15	7.7	
SIENA	03/03/13	*	30	7-12	.583	0-2	.000	0-0	.000	5	4	9	5.7	3	1	2	1	1	14	7.9	
Totals			17	668	87-176	.494	5-18	.278	42-56	.750	63	96	159	5.7	82	26	36	9	12	221	7.9

Games played: 28  
 Minutes/game: 23.9  
 Points/game: 7.9  
 FG Pct: 49.4  
 3FG Pct: 27.8

Rebounds/game: 5.7  
 Assists/game: 0.9  
 Turnovers/game: 1.3  
 Assist/turnover ratio: 0.7  
 Steals/game: 0.4

**TAAJ RIDLEY CAREER STATISTICS**

Season	gp-gs	min/avg	Total		3-Point		F-Throws		Rebounds					Scoring						
			fg-fga	pct	fg-fga	pct	ft-fa	pct	off	def	tot	avg	pf	fo	ast	to	blk	stl	pts	avg
2011-12	33-29	612/18.5	90-176	.511	1-7	.143	39-61	.639	38	93	131	4.0	65	2	16	39	6	21	220	6.7
2012-13	28-17	668/23.9	87-176	.494	5-18	.278	42-56	.750	63	96	159	5.7	82	4	26	36	9	12	221	7.9
TOTAL	61-46	1280/21.0	177-352	.503	6-25	.240	81-117	.692	101	189	290	4.8	147	6	42	75	15	33	441	7.2



# 1 • DeSEAN ANDERSON

JUNIOR • FORWARD • 6-8 • 200 • INGLEWOOD, CA

0.7 PPG, 0.7 RPG, 0.0 APG, 25.0 FG%, 0.0 3FG%, 100.0 FT%

**2012-13 SEASON**

- Has seen limited action off the bench in six contests.
- Made his first Division I appearance vs. Wake Forest where he recorded first points from the foul line
- Recorded his first field goal in final minute of win over Siena at home on Mar. 3.
- Smooth, athletic and versatile post player that will see action on the wing and power forward positions
- A 6-8 skilled performer that can run the floor well and can step out and shoot from 18 feet
- Has solid leaping ability and is most comfortable facing the basket and getting to the rim.

**PRIOR TO THIS SEASON**

- Played as a sophomore for LA Trade Tech in downtown Los Angeles and spent his freshman season at San Bernadino Valley College.
- Played scholastically for Inglewood High School and was a teammate of fellow Gael DaShawn Gomez.

**DESEAN ANDERSON - CAREER/SEASON HIGHS**

**Points**  
 Career .....2, twice (vs. Siena - 3/3/13)  
 Season .....2, twice (vs. Siena - 3/3/13)

**Rebounds**  
 Career .....2, vs. Wake Forest (11/17/12)  
 Season .....2, vs. Wake Forest (11/17/12)

**Field Goals**  
 Career ..... 1, vs. Siena (3/3/13)  
 Season ..... 1, vs. Siena (3/3/13)

**3-Pt. FG**  
 Career .....0  
 Season .....0

**Free Throws**  
 Career .....2, vs. Wake Forest (11/17/12)  
 Season .....2, vs. Wake Forest (11/17/12)

**Assists**  
 Career .....0  
 Season .....0

**Blocks**  
 Career .....0  
 Season .....0

**Steals**  
 Career .....0  
 Season .....0

**Minutes**  
 Career .....9, vs. Wake Forest (11/17/12)  
 Season .....9, vs. Wake Forest (11/17/12)

**DeSEAN ANDERSON 2012-13 GAME-BY-GAME STATISTICS**

Opponent	Date	gs	min	Total		3-Pointers		Free throws		Rebounds				pf	a	t/o	blk	stl	pts	avg
				fg-fga	pct	3fg-fga	pct	ft-fa	pct	off	def	tot	avg							
vs Wake Forest	11/17/12	9		0-2	.000	0-0	.000	2-2	1.000	1	1	2	2.0	5	0	1	0	0	2	2.0
LIBERTY	12/18/12	2		0-0	.000	0-0	.000	0-0	.000	0	1	1	1.5	2	0	0	0	0	0	1.0
NORFOLK STATE	12/23/12	2		0-0	.000	0-0	.000	0-0	.000	0	0	0	1.0	0	0	1	0	0	0	0.7
SAINT PETER'S	01/25/13	2		0-0	.000	0-0	.000	0-0	.000	0	0	0	0.8	0	0	0	0	0	0	0.5
at Fairfield	02/18/13	2		0-0	.000	0-0	.000	0-0	.000	0	0	0	0.6	1	0	0	0	0	0	0.4
SIENA	03/03/13	1		1-2	.500	0-0	.000	0-0	.000	1	0	1	0.7	1	0	0	0	0	2	0.7
Totals		0	18	1-4	.250	0-0	.000	2-2	1.000	2	2	4	0.7	9	0	2	0	0	4	0.7

Games played: 6  
 Minutes/game: 3.0  
 Points/game: 0.7  
 FG Pct: 25.0  
 FT Pct: 100.0

Rebounds/game: 0.7  
 Turnovers/game: 0.3

**DeSEAN ANDERSON CAREER STATISTICS**

Season	gp-gs	min/avg	Total		3-Point		F-Throws		Rebounds				Scoring							
			fg-fga	pct	fg-fga	pct	ft-fa	pct	off	def	tot	avg	pf	fo	ast	to	blk	stl	pts	avg
2012-13	6-0	18/3.0	1-4	.250	0-0	.000	2-2	1.000	2	2	4	0.7	9	1	0	2	0	0	4	0.7
TOTAL	6-0	18/3.0	1-4	.250	0-0	.000	2-2	1.000	2	2	4	0.7	9	1	0	2	0	0	4	0.7



# 2 • LAMONT JONES

SENIOR • GUARD • 6-0 • 196 • HARLEM, NY

23.2 PPG, 3.0 RPG, 3.6 APG, 45.2 FG%, 32.5 3FG%, 87.4 FT%

**2012-13 SEASON**

- Ranks No. 3 in the NCAA with 23.2 points per game, leading the Gaels and the MAAC.
- Also No. 22 in the nation with a 87.4% free throw percentage.
- Ranks No. 2 in free throws made and has recorded 12 games with 10 or more free throws.
- Has recorded 29 double-digit point efforts, 22 with 20 or more points, five with 30 or more and the second 40-point effort of his career (vs. Quinnipiac).
- His 14-for-14 free throw shooting effort vs. Rutgers was the third most makes for a perfect performance in school history.
- Quad-captain with junior Sean Armand and seniors Taj Ridley and Nyandigisi Moikobu

**PRIOR TO THIS SEASON**

- Was one of three players on the Gaels to appear in and start all 33 games in 2011-12. Earned All-MAAC and All-MBWA Second Team honors. Averaged 15.7 points, 3.3 rebounds, 2.9 assists and 1.2 steals per game with a .780 free throw percentage. Had 26 double-digit point efforts with 11 games with 20 or more including a career-high and Hynes Center record 43 points vs. Canisius.
- Played his freshman and sophomore campaigns at the University of Arizona and was an honorable mention All-Pac-10 selection in 2011.
- \* Attended Oak Hill Academy in Virginia as a senior scholastic athlete.

**LAMONT JONES - CAREER/SEASON HIGHS**

**Points**

Career .....43, vs. Canisius (2/2/12)  
 Season.....40, vs. Quinnipiac (11/16/12)

**Rebounds**

Career ..... 8, twice(at Niagara - 1/31/13)  
 Season..... 8, at Niagara (1/31/13)

**Field Goals**

Career .....16, vs. Canisius (2/2/12)  
 Season.....13, vs. Quinnipiac (11/16/12)

**3-Pt. FG**

Career .....7, vs. Canisius (2/2/12)  
 Season..... 4, vs. Manhattan (1/6/13)

**Free Throws**

Career .....14, vs. Rutgers (12/8/12)  
 Season.....14, vs. Rutgers (12/8/12)

**Assists**

Career .....8, at William & Mary (12/21/11)  
 Season.....7, vs. Denver (11/9/12)

**Blocks**

Career .. 1, five times (vs. Norfolk State - 12/23/12)  
 Season...1, twice (vs. Norfolk State - 12/23/12)

**Steals**

Career ..... 4, at Marist (1/10/13)  
 Season..... 4, at Marist (1/10/13)

**Minutes**

Career .....50, at Manhattan (2/15/13)  
 Season.....50, at Manhattan (2/15/13)

**LAMONT JONES 2012-13 GAME-BY-GAME STATISTICS**

Opponent	Date	gs	min	Total		3-Pointers		Free throws		Rebounds				pf	a	t/o	blk	stl	pts	avg	
				fg-fga	pct	3fg-fga	pct	ft-fa	pct	off	def	tot	avg								
DENVER	11/09/12	*	40	7-15	.467	3-4	.750	3-3	1.000	0	1	1	1.0	1	7	5	0	1	20	20.0	
vs Quinnipiac	11/16/12	*	43	13-28	.464	2-7	.286	12-15	.800	1	1	2	1.5	4	0	2	0	2	40	30.0	
vs Wake Forest	11/17/12	*	30	7-15	.467	3-6	.500	4-4	1.000	0	4	4	2.3	1	6	3	1	2	21	27.0	
vs Illinois-Chicago	11/19/12	*	37	10-20	.500	2-7	.286	0-0	.000	1	2	3	2.5	4	3	4	0	0	22	25.8	
NIAGARA	11/28/12	*	28	3-10	.300	0-3	.000	6-6	1.000	1	0	1	2.2	3	5	3	0	1	12	23.0	
at Saint Peter's	12/05/12	*	38	4-14	.286	0-3	.000	3-6	.500	0	1	1	2.0	3	2	4	0	1	11	21.0	
vs Rutgers	12/08/12	*	35	6-17	.353	0-4	.000	14-14	1.000	0	1	1	1.9	4	3	6	0	2	26	21.7	
at Georgia	12/15/12	*	41	9-20	.450	2-8	.250	5-6	.833	1	3	4	2.1	3	6	3	0	2	25	22.1	
LIBERTY	12/18/12	*	28	9-13	.692	3-6	.500	3-3	1.000	1	6	7	2.7	3	5	6	0	1	24	22.3	
at La Salle	12/20/12	*	35	8-18	.444	3-7	.429	0-0	.000	1	3	4	2.8	1	3	3	0	1	19	22.0	
NORFOLK STATE	12/23/12		31	6-14	.429	0-5	.000	12-12	1.000	0	2	2	2.7	1	5	1	1	1	24	22.2	
at Saint Joseph's	12/28/12	*	38	10-20	.500	1-4	.250	4-6	.667	0	1	1	2.6	3	5	6	0	0	25	22.4	
at St. Bonaventure	12/31/12	*	38	7-11	.636	3-5	.600	6-6	1.000	0	4	4	2.7	2	5	4	0	1	23	22.5	
at Siena	01/04/13	*	37	4-13	.308	1-4	.250	10-11	.909	1	3	4	2.8	0	5	1	0	1	19	22.2	
MANHATTAN	01/06/13	*	38	8-17	.471	4-5	.800	10-10	1.000	1	1	2	2.7	2	2	4	0	2	30	22.7	
at Marist	01/10/13	*	36	10-17	.588	3-7	.429	3-4	.750	1	4	5	2.9	2	6	1	0	4	26	22.9	
CANISIUS	01/13/13	*	25	2-9	.222	1-6	.167	2-3	.667	1	1	2	2.8	4	5	1	0	1	7	22.0	
FAIRFIELD	01/18/13	*	37	10-17	.588	3-5	.600	4-4	1.000	2	1	3	2.8	3	1	3	0	0	27	22.3	
at Rider	01/20/13	*	40	5-16	.313	0-5	.000	10-11	.909	0	3	3	2.8	3	1	5	0	1	20	22.2	
SAINT PETER'S	01/25/13	*	36	5-13	.385	3-6	.500	11-14	.786	1	2	3	2.9	2	4	3	0	0	24	22.3	
at Loyola Maryland	01/27/13	*	39	6-15	.400	0-3	.000	11-12	.917	0	1	1	2.8	1	1	3	0	0	23	22.3	
at Niagara	01/31/13	*	43	8-17	.471	1-5	.200	6-6	1.000	4	4	8	3.0	1	2	8	0	1	23	22.3	
at Canisius	02/02/13	*	32	5-16	.313	1-5	.200	2-2	1.000	1	3	4	3.0	3	4	3	0	2	13	21.9	
MARIST	02/07/13		45	12-25	.480	3-8	.375	10-13	.769	0	5	5	3.1	2	6	2	0	0	37	22.5	
RIDER	02/09/13	*	39	10-19	.526	1-5	.200	11-13	.846	1	5	6	3.2	2	3	4	0	0	32	22.9	
at Manhattan	02/15/13	*	50	6-20	.300	3-7	.429	2-4	.500	0	1	1	3.2	5	1	3	0	1	17	22.7	
at Fairfield	02/18/13	*	37	9-17	.529	1-3	.333	10-11	.909	0	2	2	3.1	0	1	1	0	1	29	22.9	
at Indiana State	02/23/13	*	36	8-20	.400	0-5	.000	10-11	.909	1	0	1	3.0	1	3	3	0	5	26	23.0	
LOYOLA MARYLAND	03/01/13	*	37	11-15	.733	4-7	.571	9-11	.818	0	3	3	3.0	2	3	5	0	1	35	23.4	
SIENA	03/03/13	*	35	7-17	.412	1-5	.200	1-1	1.000	0	2	2	3.0	0	4	2	0	2	16	23.2	
Totals			28	1104	225-498	.452	52-160	.325	194-222	.874	20	70	90	3.0	66	107	102	2	37	696	23.2

Games played: 30  
 Minutes/game: 36.8  
 Points/game: 23.2  
 FG Pct: 45.2  
 3FG Pct: 32.5  
 FT Pct: 87.4

Rebounds/game: 3.0  
 Assists/game: 3.6  
 Turnovers/game: 3.4  
 Assist/turnover ratio: 1.0  
 Steals/game: 1.2  
 Blocks/game: 0.1

**LAMONT JONES CAREER STATISTICS**

Season	gp-gs	min/avg	Total		3-Point		F-Throws			Rebounds				Scoring						
			fg-fga	pct	fg-fga	pct	ft-fa	pct	off	def	tot	avg	pf	fo	ast	to	blk	stl	pts	avg
2009-10*	30-1	563/18.8	78-187	.417	10-53	.189	31-44	.705	13	40	53	1.8	50	1	47	41	0	2	197	6.6
2010-11*	38-38	988/26.0	130-311	.418	25-79	.316	82-99	.828	10	50	60	1.6	65	1	93	72	1	24	367	9.7
2011-12	33-33	1132/34.3	197-429	.459	53-150	.353	71-91	.780	25	83	108	3.3	64	0	95	71	2	40	518	15.7
2012-13	30-28	1104/36.8	225-498	.452	52-160	.325	194-222	.874	20	70	90	3.0	66	1	107	102	2	37	696	23.2
TOTAL	63-61	2236/35.5	422-927	.455	105-310	.339	265-313	.847	45	153	198	3.1	130	1	202	173	4	77	1214	19.3
All*	131-100	3787/28.9	630-1425	.442	140-442	.317	378-456	.829	68	243	311	2.4	245	3	342	286	5	103	1778	13.6



# 3 • TAVON SLEDGE

SOPHOMORE • GUARD • 5-9 • 175 • SPRING VALLEY, NY

5.8 PPG, 2.9 RPG, 3.3 APG, 50.0 FG%, 21.4 3FG%, 57.1 FT%

**2012-13 SEASON**

- Starting guard, has seen action at both the point and two-guard position, has started 22 of 30 games.
- Had his first collegiate double-double with 13 points and 10 assists vs. Saint Peter's
- Recorded six games with double-digit points including career-high 14 at Rider.
- Leads the MAAC with a 1.9:1 assist-to-turnover-ratio.
- Had a season-best eight rebounds vs. Norfolk State on Dec. 23 and 10 assists vs. Saint Peter's
- Smooth, athletic and versatile post player that will see action on the wing and power forward positions
- Jet quick with extraordinary leaping ability. Is an excellent rebounder at just 5-9.
- Granted a waiver by the NCAA Committee For Legislative Relief to play right away based on an NCAA rule involving transfers due to injury or illness of an immediate family member and a student athlete's well-being.

**PRIOR TO THIS SEASON**

- Saw limited action during his freshman season at Iowa State University.
- Played scholastically for Half Hollow Hills West High School on Long Island.

**TAVON SLEDGE - CAREER/SEASON HIGHS**

**Points**  
 Career ..... 14, at Rider (1/20/13)  
 Season ..... 14, at Rider (1/20/13)

**Rebounds**  
 Career ..... 8, vs. Norfolk State (12/23/12)  
 Season ..... 8, vs. Norfolk State (12/23/12)

**Field Goals**  
 Career ..... 6, twice (at Rider - 1/20/13)  
 Season ..... 6, twice (at Rider - 1/20/13)

**3-Pt. FG**  
 Career ..... 2, at Georgia (12/15/12)  
 Season ..... 2, at Georgia (12/15/12)

**Free Throws**  
 Career ..... 5, at Saint Peter's (12/5/12)  
 Season ..... 5, at Saint Peter's (12/5/12)

**Assists**  
 Career ..... 10, vs. Saint Peter's (1/25/13)  
 Season ..... 10, vs. Saint Peter's (1/25/13)

**Blocks**  
 Career ..... 2, vs. Denver (11/9/12)  
 Season ..... 2, vs. Denver (11/9/12)

**Steals**  
 Career ..... 4, twice (vs. Loyola - 3/1/13)  
 Season ..... 4, twice (vs. Loyola - 3/1/13)

**Minutes**  
 Career ..... 36, vs. Quinnipiac (11/16/12)  
 Season ..... 36, vs. Quinnipiac (11/16/12)

**TAVON SLEDGE 2012-13 GAME-BY-GAME STATISTICS**


Opponent	Date	gs	min	Total		3-Pointers		Free throws		Rebounds				pf	a	t/o	blk	stl	pts	avg	
				fg-fga	pct	3fg-fga	pct	ft-fa	pct	off	def	tot	avg								
DENVER	11/09/12		28	3-4	.750	0-0	.000	0-0	.000	2	5	7	7.0	1	5	3	2	2	6	6.0	
vs Quinnipiac	11/16/12	*	36	2-5	.400	0-1	.000	0-0	.000	2	5	7	7.0	2	5	1	0	1	4	5.0	
vs Wake Forest	11/17/12		30	4-8	.500	0-0	.000	1-2	.500	3	4	7	7.0	0	5	3	0	2	9	6.3	
vs Illinois-Chicago	11/19/12		23	4-6	.667	0-0	.000	0-0	.000	2	1	3	6.0	2	0	2	1	1	8	6.8	
NIAGARA	11/28/12	*	32	6-12	.500	0-0	.000	0-2	.000	2	4	6	6.0	0	5	1	0	4	12	7.8	
at Saint Peter's	12/05/12	*	26	4-9	.444	0-2	.000	5-6	.833	1	1	2	5.3	1	3	4	0	2	13	8.7	
vs Rutgers	12/08/12	*	21	0-3	.000	0-0	.000	0-0	.000	0	3	3	5.0	0	2	2	0	2	0	7.4	
at Georgia	12/15/12	*	34	4-6	.667	2-3	.667	0-1	.000	0	2	2	4.6	3	5	4	0	1	10	7.8	
LIBERTY	12/18/12	*	24	3-9	.333	0-2	.000	0-2	.000	0	1	1	4.2	0	3	0	0	1	6	7.6	
at La Salle	12/20/12	*	18	1-3	.333	0-0	.000	0-0	.000	0	3	3	4.1	4	0	2	0	1	2	7.0	
NORFOLK STATE	12/23/12	*	30	5-8	.625	0-0	.000	2-3	.667	2	6	8	4.5	1	2	3	1	0	12	7.5	
at Saint Joseph's	12/28/12	*	32	3-5	.600	0-1	.000	0-0	.000	0	5	5	4.5	3	5	0	0	1	6	7.3	
at St. Bonaventure	12/31/12	*	28	3-7	.429	0-2	.000	0-0	.000	1	4	5	4.5	1	3	2	0	1	6	7.2	
at Siena	01/04/13	*	17	0-2	.000	0-1	.000	0-0	.000	1	1	2	4.4	2	0	2	0	1	0	6.7	
MANHATTAN	01/06/13	*	20	2-2	1.000	0-0	.000	2-3	.667	0	0	0	4.1	4	8	4	1	1	6	6.7	
at Marist	01/10/13	*	32	4-7	.571	0-0	.000	0-0	.000	2	1	3	4.0	1	5	1	0	2	8	6.8	
CANISIUS	01/13/13	*	19	0-1	.000	0-0	.000	0-0	.000	0	1	1	3.8	0	3	1	0	0	0	6.4	
FAIRFIELD	01/18/13	*	17	2-4	.500	0-0	.000	2-4	.500	2	0	2	3.7	0	0	2	0	2	6	6.3	
at Rider	01/20/13		32	6-11	.545	0-0	.000	2-3	.667	1	1	2	3.6	2	1	0	0	1	14	6.7	
SAINT PETER'S	01/25/13	*	35	6-8	.750	0-0	.000	1-2	.500	0	1	1	3.5	1	10	1	0	1	13	7.1	
at Loyola Maryland	01/27/13	*	29	4-4	1.000	0-0	.000	1-3	.333	1	4	5	3.6	1	3	5	0	0	9	7.1	
at Niagara	01/31/13	*	28	2-5	.400	0-0	.000	4-6	.667	0	0	0	3.4	4	3	1	0	0	8	7.2	
at Canisius	02/02/13		9	0-0	.000	0-0	.000	0-0	.000	0	0	0	3.3	0	1	0	0	0	0	6.9	
MARIST	02/07/13		26	2-3	.667	0-0	.000	0-0	.000	0	2	2	3.2	2	3	2	0	0	4	6.8	
RIDER	02/09/13		31	0-1	.000	0-0	.000	4-6	.667	0	3	3	3.2	3	5	0	0	2	4	6.6	
at Manhattan	02/15/13	*	19	0-1	.000	0-0	.000	0-0	.000	0	1	1	3.1	1	1	1	0	0	1	0	6.4
at Fairfield	02/18/13		17	2-5	.400	1-1	1.000	0-0	.000	0	2	2	3.1	1	2	1	0	0	5	6.3	
at Indiana State	02/23/13	*	12	0-3	.000	0-1	.000	0-0	.000	0	0	0	3.0	0	0	1	0	1	0	6.1	
LOYOLA MARYLAND	03/01/13	*	29	0-2	.000	0-0	.000	2-2	1.000	0	4	4	3.0	2	7	1	1	4	2	6.0	
SIENA	03/03/13	*	12	0-0	.000	0-0	.000	2-4	.500	0	0	0	2.9	1	5	2	0	3	2	5.8	
Totals			22	746	72-144	.500	3-14	.214	28-49	.571	22	65	87	2.9	43	100	52	6	38	175	5.8

Games played: 30  
 Minutes/game: 24.9  
 Points/game: 5.8  
 FG pct: 50.0

Rebounds/game: 2.9  
 Assists/game: 3.3  
 Turnovers/game: 1.7  
 Steals/game: 1.0

**TAVON SLEDGE CAREER STATISTICS**

Season	gp-gs	min/avg	Total		3-Point		F-Throws		Rebounds				Scoring							
			fg-fga	pct	fg-fga	pct	ft-fa	pct	off	def	tot	avg	pf	fo	ast	to	blk	stl	pts	avg
2011-12*	8-0	18/2.3	3-5	.600	0-0	.000	2-4	.500	0	0	0	0.0	2	0	3	4	0	1	8	1.0
2012-13	30-22	746/24.9	72-144	.500	3-14	.214	28-49	.571	22	65	87	2.9	43	0	100	52	6	38	175	5.8
TOTAL	30-22	746/24.9	72-144	.500	3-14	.214	28-49	.571	22	65	87	2.9	43	0	100	52	6	38	175	5.8
All*	38-22	764/20.1	75-149	.503	3-14	.214	30-53	.566	22	65	87	2.3	45	0	103	56	6	39	183	4.8



# 5 • A.J. ENGLISH

FRESHMAN • GUARD • 6-4 • 180 • WILMINGTON, DE

7.0 PPG, 2.5 RPG, 1.3 APG, 40.8 FG%, 40.8 3FG%, 62.5 FT%

**2012-13 SEASON**

- Had season-ending surgery to repair broken right wrist on Jan. 25.
- Three-time MAAC Rookie of the Week (12/17, 12/24, 1/7), the most in the conference.
- Posted six double-digit point efforts and appeared in 17 games with six starts.
- Recorded a season-high seven rebounds and three assists vs. Liberty and matched the assist total at La Salle.
- Perimeter scoring threat with the ability to put points on the board in bunches.
- Has a good stroke from behind the three-point line and can shoot it equally well off the dribble in the mid-range area. Also has a good feel for attacking close-outs and can get it to the rim if necessary.

**PRIOR TO THIS SEASON**

- Son of A.J. English II, an All-American at Virginia Union University and two-year NBA veteran with the Washington Bullets from 1990-1992 where he averaged just under 10.0 points per game.
- Delaware native played for head coach Jeremiah Quinn at St. Thomas More Prep in Connecticut in 2011-12.
- Played scholastically at Appoquinimink HS in Middletown, DE.

**A.J. ENGLISH - CAREER/SEASON HIGHS**

**Points**

Career .....17, twice (vs. Liberty - 12/18/12)  
 Season .....17, twice (vs. Liberty - 12/18/12)

**Rebounds**

Career ..... 7, vs. Liberty (12/18/12)  
 Season ..... 7, vs. Liberty (12/18/12)

**Field Goals**

Career ..... 6, at Georgia (12/15/12)  
 Season ..... 6, at Georgia (12/15/12)

**3-Pt. FG**

Career ..... 5, vs. Liberty (12/18/12)  
 Season ..... 5, vs. Liberty (12/18/12)

**Free Throws**

Career .....2, four times (vs. Fairfield, 1/18/12)  
 Season .....2, four times (vs. Fairfield, 1/18/12)

**Assists**

Career .... 3, three times (vs. Fairfield, 1/18/12)  
 Season .... 3, three times (vs. Fairfield, 1/18/12)

**Blocks**

Career ..... 2, twice (vs. Manhattan - 1/6/13)  
 Season ..... 2, twice (vs. Manhattan - 1/6/13)

**Steals**

Career .....2, three times (at Rider, 1/20/12)  
 Season .....2, three times (at Rider, 1/20/12)

**Minutes**

Career .....37, at Georgia (12/15/12)  
 Season .....37, at Georgia (12/15/12)

**A.J. ENGLISH 2012-13 GAME-BY-GAME STATISTICS**


Opponent	Date	pts	fg	ft	3pt	reb	ast	blk	stl	turn	pf	pts	fg	ft	3pt	reb	ast	blk	stl	turn	pf	
vs Wake Forest	11/17/12	2	0-2	.000	0-1	.000	0-0	.000	0	0	0	0.0	1	0	0	0	0	0	0	0	0	
NIAGARA	11/28/12	14	0-1	.000	0-1	.000	0-0	.000	1	1	2	0.7	2	1	1	0	1	0	0	0	0	
at Saint Peter's	12/05/12	17	1-3	.333	1-3	.333	0-0	.000	0	1	1	0.8	0	1	0	0	0	0	3	0.8		
vs Rutgers	12/08/12	20	2-5	.400	2-3	.667	2-2	1.000	0	2	2	1.0	2	1	1	0	0	8	2.2			
at Georgia	12/15/12 *	37	6-13	.462	4-11	.364	1-2	.500	1	0	1	1.0	2	0	1	0	1	17	4.7			
LIBERTY	12/18/12 *	28	5-9	.556	5-8	.625	2-2	1.000	2	5	7	1.9	3	3	0	0	1	17	6.4			
at La Salle	12/20/12 *	36	3-7	.429	1-5	.200	0-0	.000	0	2	2	1.9	4	3	2	0	3	7	6.5			
NORFOLK STATE	12/23/12 *	16	3-6	.500	2-5	.400	0-2	.000	0	3	3	2.0	1	2	0	0	1	8	6.7			
at Saint Joseph's	12/28/12 *	30	3-12	.250	3-11	.273	2-2	1.000	3	3	6	2.4	1	1	2	0	0	11	7.1			
at St. Bonaventure	12/31/12	17	4-5	.800	3-4	.750	0-0	.000	0	3	3	2.5	3	2	0	0	0	11	7.5			
at Siena	01/04/13	31	4-9	.444	2-4	.500	1-2	.500	1	2	3	2.5	3	2	0	2	1	11	7.8			
MANHATTAN	01/06/13	22	2-5	.400	2-3	.667	0-0	.000	0	2	2	2.5	1	1	1	2	1	6	7.6			
at Marist	01/10/13	15	1-3	.333	1-3	.333	0-0	.000	0	3	3	2.5	1	0	1	1	0	3	7.3			
CANISIUS	01/13/13	19	4-7	.571	2-3	.667	0-2	.000	0	0	0	2.3	0	1	0	1	1	10	7.5			
FAIRFIELD	01/18/13	26	1-5	.200	0-1	.000	2-2	1.000	3	3	6	2.6	4	3	0	0	2	4	7.3			
at Rider	01/20/13 *	35	1-6	.167	1-5	.200	0-0	.000	0	1	1	2.5	2	1	0	0	2	3	7.0			
<b>Totals</b>		<b>6</b>	<b>371</b>	<b>40-98</b>	<b>.408</b>	<b>29-71</b>	<b>.408</b>	<b>10-16</b>	<b>.625</b>	<b>11</b>	<b>31</b>	<b>42</b>	<b>2.5</b>	<b>30</b>	<b>22</b>	<b>9</b>	<b>6</b>	<b>14</b>	<b>119</b>	<b>7.0</b>		

Games played: 17  
 Minutes/game: 21.8  
 Points/game: 7.0  
 FG Pct: 40.8  
 3FG Pct: 40.8  
 FT Pct: 62.5

Rebounds/game: 2.5  
 Assists/game: 1.3  
 Turnovers/game: 0.5  
 Assist/turnover ratio: 2.4  
 Steals/game: 0.8  
 Blocks/game: 0.4

**A.J. ENGLISH CAREER STATISTICS**

Season	gp-gs		Total		3-Point		F-Throws		Rebounds				Scoring										
	gp	gs	fg	fga	pct	fg	fga	pct	ft	f	fta	pct	off	def	tot	avg	pf	fo	ast	to	blk	stl	pts
2012-13	17	6	371	21.8	40-98	.408	29-71	.408	10-16	.625	11	31	42	2.5	30	0	22	9	6	14	119	7.0	
<b>TOTAL</b>	<b>17</b>	<b>6</b>	<b>371</b>	<b>21.8</b>	<b>40-98</b>	<b>.408</b>	<b>29-71</b>	<b>.408</b>	<b>10-16</b>	<b>.625</b>	<b>11</b>	<b>31</b>	<b>42</b>	<b>2.5</b>	<b>30</b>	<b>0</b>	<b>22</b>	<b>9</b>	<b>6</b>	<b>14</b>	<b>119</b>	<b>7.0</b>	



# 10 • DaSHAWN GOMEZ

JUNIOR • GUARD • 6-2 • 190 • INGLEWOOD, CA

1.9 PPG, 0.8 RPG, 1.8 APG, 31.4 FG%, 35.0 3FG%, 71.4 FT%

### 2012-13 SEASON

- Reserve point guard, has appeared in 27 games including two starts.
- Had a season-high nine points in win over Fairfield
- Posted 25 assists in a row before committing his second turnover late in first half vs. Fairfield
- Holds a 3.8:1 assist-to-turnover ratio this season (49 assists, 13 turnovers)
- Described as a "coach on the floor", has good leadership abilities. Possesses good range on his jump shot and a solid ability to distribute the ball.

### PRIOR TO THIS SEASON

- Played two seasons with Antelope Valley College in the Los Angeles suburb of Lancaster, CA.
- Played his freshman season at New Mexico State and averaged 8.1 minutes per contest. Sustained an eye injury and received a medical hardship waiver from the NCAA to retain year of eligibility.
- A four-year varsity starter at Inglewood High School and was a teammate of fellow Gael DeSean Anderson

### DASHAWN GOMEZ - CAREER/SEASON HIGHS

**Points**  
 Career .....9, vs. Fairfield (1/18/13)  
 Season.....9, vs. Fairfield (1/18/13)

**Rebounds**  
 Career .....6, at Canisius (2/2/13)  
 Season.....6, at Canisius (2/2/13)

**Field Goals**  
 Career .....3, vs. Fairfield (1/18/13)  
 Season.....3, vs. Fairfield (1/18/13)

**3-Pt. FG**  
 Career .....3, vs. Fairfield (1/18/13)  
 Season.....3, vs. Fairfield (1/18/13)

**Free Throws**  
 Career .....2, twice (at Manhattan - 2/15/13)  
 Season.....2, at Manhattan (2/15/13)

**Assists**  
 Career ... 5, three times (at Manhattan - 2/15/13)  
 Season... 5, three times (at Manhattan - 2/15/13)

**Blocks**  
 Career .....0  
 Season.....0

**Steals**  
 Career .....2, at Manhattan (2/15/13)  
 Season.....2, at Manhattan (2/15/13)

**Minutes**  
 Career .....35, at Manhattan (2/15/13)  
 Season.....35, at Manhattan (2/15/13)

### DaSHAWN GOMEZ 2012-13 GAME-BY-GAME STATISTICS

Opponent	Date	gs	min	Total		3-Pointers		Free throws		Rebounds				pf	a	t/o	blk	stl	pts	avg
				fg-fga	pct	3fg-fga	pct	ft-fta	pct	off	def	tot	avg							
DENVER	11/09/12	6	0-0	.000	0-0	.000	0-0	.000	0	0	0	0.0	0	0	1	0	0	0	0	0.0
vs Quinnipiac	11/16/12	4	1-2	.500	1-1	1.000	0-0	.000	0	0	0	0.0	1	0	0	0	1	3	1.5	
vs Wake Forest	11/17/12	14	1-3	.333	1-3	.333	0-0	.000	0	0	0	0.0	1	2	0	0	0	3	2.0	
vs Illinois-Chicago	11/19/12	7	0-0	.000	0-0	.000	1-2	.500	0	1	1	0.3	1	1	0	0	0	1	1.8	
vs Rutgers	12/08/12	10	0-1	.000	0-1	.000	0-0	.000	0	0	0	0.2	0	2	0	0	1	0	1.4	
at Georgia	12/15/12	7	0-0	.000	0-0	.000	0-0	.000	0	1	1	0.3	1	1	0	0	1	0	1.2	
LIBERTY	12/18/12	5	0-0	.000	0-0	.000	0-0	.000	0	0	0	0.3	0	3	0	0	0	0	1.0	
at La Salle	12/20/12	2	0-1	.000	0-1	.000	0-0	.000	0	0	0	0.3	0	0	0	0	0	0	0.9	
NORFOLK STATE	12/23/12 *	16	1-7	.143	1-6	.167	0-0	.000	1	0	1	0.3	1	5	0	0	1	3	1.1	
at Saint Joseph's	12/28/12	1	0-0	.000	0-0	.000	0-0	.000	0	0	0	0.3	1	0	0	0	0	0	1.0	
at St. Bonaventure	12/31/12	1	0-0	.000	0-0	.000	0-0	.000	0	0	0	0.3	0	0	0	0	0	0	0.9	
at Siena	01/04/13	3	0-0	.000	0-0	.000	0-0	.000	0	0	0	0.3	1	0	0	0	0	0	0.8	
MANHATTAN	01/06/13	12	0-2	.000	0-0	.000	1-2	.500	0	1	1	0.3	1	4	0	0	0	1	0.8	
at Marist	01/10/13	5	1-2	.500	0-1	.000	1-1	1.000	0	0	0	0.3	1	1	0	0	1	3	1.0	
CANISIUS	01/13/13	17	1-2	.500	1-2	.500	0-0	.000	1	0	1	0.3	0	5	0	0	0	3	1.1	
FAIRFIELD	01/18/13	17	3-5	.600	3-4	.750	0-0	.000	0	1	1	0.4	1	3	2	0	0	9	1.6	
at Rider	01/20/13	5	0-1	.000	0-1	.000	0-0	.000	0	0	0	0.4	0	0	1	0	1	0	1.5	
SAINT PETER'S	01/25/13	8	1-2	.500	1-2	.500	0-0	.000	0	0	0	0.3	0	3	1	0	1	3	1.6	
at Loyola Maryland	01/27/13	9	1-1	1.000	1-1	1.000	0-0	.000	1	1	2	0.4	2	1	1	0	0	3	1.7	
at Niagara	01/31/13	2	0-0	.000	0-0	.000	0-0	.000	0	0	0	0.4	0	0	1	0	0	0	1.6	
at Canisius	02/02/13	22	2-7	.286	1-5	.200	0-0	.000	1	5	6	0.7	1	4	1	0	0	5	1.8	
MARIST	02/07/13	9	1-1	1.000	1-1	1.000	0-0	.000	0	0	0	0.6	2	0	1	0	0	3	1.8	
at Manhattan	02/15/13	35	2-6	.333	2-5	.400	2-2	1.000	0	1	1	0.7	3	5	2	0	2	8	2.1	
at Fairfield	02/18/13 *	28	0-4	.000	0-2	.000	0-0	.000	2	2	4	0.8	0	3	0	0	0	0	2.0	
at Indiana State	02/23/13	18	1-3	.333	1-3	.333	0-0	.000	0	1	1	0.8	1	2	2	0	0	3	2.0	
LOYOLA MARYLAND	03/01/13	8	0-1	.000	0-1	.000	0-0	.000	0	1	1	0.8	0	2	0	0	0	0	2.0	
SIENA	03/03/13	5	0-0	.000	0-0	.000	0-0	.000	0	0	0	0.8	0	2	0	0	0	0	1.9	
Totals		2	276	16-51	.314	14-40	.350	5-7	.714	6	15	21	0.8	19	49	13	0	9	51	1.9

Games played: 27  
 Minutes/game: 10.2  
 Points/game: 1.9  
 FG Pct: 31.4  
 3FG Pct: 35.0  
 FT Pct: 71.4

Rebounds/game: 0.8  
 Assists/game: 1.8  
 Turnovers/game: 0.5  
 Assist/turnover ratio: 3.8  
 Steals/game: 0.3

### DaSHAWN GOMEZ CAREER STATISTICS

Season	gp-gs	min/avg	Total		3-Point		F-Throws		Rebounds				Scoring							
			fg-fga	pct	fg-fga	pct	ft-fta	pct	off	def	tot	avg	pf	fo	ast	to	blk	stl	pts	avg
2009-10*	7-0	57/8.1	3-9	.333	2-8	.250	3-4	.750	0	7	7	1.0	6	0	3	7	0	2	11	1.6
2012-13	27-2	276/10.2	16-51	.314	14-40	.350	5-7	.714	6	15	21	0.8	19	0	49	13	0	9	51	1.9
TOTAL	27-2	276/10.2	16-51	.314	14-40	.350	5-7	.714	6	15	21	0.8	19	0	49	13	0	9	51	1.9
All*	34-2	333/9.8	19-60	.317	16-48	.333	8-11	.727	6	22	28	0.8	25	0	52	20	0	11	62	1.8



# 13 • DAVID LAURY

SOPHOMORE • FORWARD • 6-8 • 240 • EAST ORANGE, NJ

13.0 PPG, 10.1 RPG, 1.8 APG, 52.5 FG%, 0.0 3FG%, 63.8 FT%

**2012-13 SEASON**

- Has 20 or more points in four appearances in Maroon & Gold and leads the team seven double-doubles including a stretch of five straight from Jan. 20 - Feb. 2.
- Recorded 16 double-digit efforts in 21 appearances.
- No. 4 in the MAAC with 9.9 rpg in conference games, and would be No. 2 in all games and No. 16 in NCAA if he qualified via the percentage of games played criteria.
- Transferred to Iona for the spring 2012 semester and sat out until the end of this past fall semester due to NCAA Initial Eligibility regulations.
- Possesses tremendous skill for his size. Has the ability to lead the offense as a virtual point forward and is a strong rebounder and a great passer with an excellent basketball IQ. He also has good range on his jumper and can step out and make a three-pointer.

**PRIOR TO THIS SEASON**

- Averaged 16.2 points and 9.8 rebounds per game while shooting nearly 60% from the field in one semester at Lamar State Port Arthur in Texas in 2011-12.
- Was initially recruited by Iona out of high school and committed to Western Kentucky and UMass prior to attending junior college at Lamar State.
- Attended Ocean Academy in Bayville, NJ for his postgraduate scholastic season.

**DAVID LAURY - CAREER/SEASON HIGHS**

**Points**

Career ..... 24, at Niagara (1/31/13)  
 Season ..... 24, at Niagara (1/31/13)

**Rebounds**

Career ..... 17, at Rider (1/20/13)  
 Season ..... 17, at Rider (1/20/13)

**Field Goals**

Career ... 8, three times (at Saint Joseph's, 12/28/12)  
 Season ... 8, three times (at Saint Joseph's, 12/28/12)

**3-Pt. FG**

Career ..... 0  
 Season ..... 0

**Free Throws**

Career ..... 10, at Niagara (1/31/13)  
 Season ..... 10, at Niagara (1/31/13)

**Assists**

Career ..... 6, vs. Loyola (3/1/13)  
 Season ..... 6, vs. Loyola (3/1/13)

**Blocks**

Career ..... 5, vs. Fairfield (1/18/13)  
 Season ..... 5, vs. Fairfield (1/18/13)

**Steals**

Career ..... 4, vs. Siena (3/3/13)  
 Season ..... 4, vs. Siena (3/3/13)

**Minutes**

Career ..... 41, at Niagara (1/31/13)  
 Season ..... 41, at Niagara (1/31/13)

**DAVID LAURY 2012-13 GAME-BY-GAME STATISTICS**


Opponent	Date	gs	min	Total		3-Pointers		Free throws		Rebounds				pf	a	t/o	blk	stl	pts	avg	
				fg-fga	pct	3fg-fga	pct	ft-fa	pct	off	def	tot	avg								
at La Salle	12/20/12		26	8-13	.615	0-0	.000	5-6	.833	2	12	14	14.0	1	1	2	2	2	21	21.0	
NORFOLK STATE	12/23/12	*	29	8-10	.800	0-0	.000	4-6	.667	4	3	7	10.5	1	0	1	2	1	20	20.5	
at Saint Joseph's	12/28/12	*	29	8-17	.471	0-0	.000	5-6	.833	9	5	14	11.7	4	1	2	1	0	21	20.7	
at St. Bonaventure	12/31/12	*	27	4-8	.500	0-0	.000	5-6	.833	1	7	8	10.8	4	1	2	1	2	13	18.8	
at Siena	01/04/13	*	35	6-10	.600	0-0	.000	0-1	.000	2	7	9	10.4	4	2	1	1	0	12	17.4	
MANHATTAN	01/06/13	*	18	3-5	.600	0-0	.000	0-0	.000	1	2	3	9.2	2	1	0	0	3	6	15.5	
at Marist	01/10/13	*	24	7-12	.583	0-0	.000	0-0	.000	2	4	6	8.7	4	0	5	1	1	14	15.3	
CANISIUS	01/13/13	*	26	6-9	.667	0-0	.000	1-4	.250	3	6	9	8.8	3	0	3	1	2	13	15.0	
FAIRFIELD	01/18/13	*	33	2-12	.167	0-0	.000	5-11	.455	4	10	14	9.3	2	2	1	5	1	9	14.3	
at Rider	01/20/13	*	38	3-8	.375	0-0	.000	4-8	.500	8	9	17	10.1	4	1	3	3	2	10	13.9	
SAINT PETER'S	01/25/13	*	28	7-11	.636	0-0	.000	0-2	.000	2	8	10	10.1	3	0	0	1	0	14	13.9	
at Loyola Maryland	01/27/13	*	35	4-8	.500	0-0	.000	2-3	.667	2	12	14	10.4	4	1	1	3	0	10	13.6	
at Niagara	01/31/13	*	41	7-11	.636	0-0	.000	10-12	.833	6	10	16	10.8	4	3	4	3	0	24	14.4	
at Canisius	02/02/13	*	36	5-10	.500	0-0	.000	1-4	.250	7	9	16	11.2	3	5	1	1	1	11	14.1	
MARIST	02/07/13	*	30	3-10	.300	0-0	.000	2-2	1.000	1	12	13	11.3	4	4	1	1	1	8	13.7	
RIDER	02/09/13	*	29	2-6	.333	0-0	.000	0-1	.000	1	5	6	11.0	4	2	1	0	1	4	13.1	
at Manhattan	02/15/13	*	37	4-9	.444	0-0	.000	8-9	.889	2	3	5	10.6	2	0	3	2	0	16	13.3	
at Fairfield	02/18/13		32	5-11	.455	0-0	.000	2-2	1.000	2	4	6	10.4	2	0	2	3	3	12	13.2	
at Indiana State	02/23/13	*	31	3-6	.500	0-0	.000	3-4	.750	4	7	11	10.4	4	2	3	0	1	9	13.0	
LOYOLA MARYLAND	03/01/13	*	26	7-9	.778	0-0	.000	0-3	.000	2	6	8	10.3	4	6	1	2	0	14	13.1	
SIENA	03/03/13	*	33	5-9	.556	0-0	.000	3-4	.750	1	6	7	10.1	1	5	1	1	4	13	13.0	
<b>Totals</b>			19	643	107-204	.525	0-0	.000	60-94	.638	66	147	213	10.1	64	37	38	34	25	274	13.0

Games played: 21  
 Minutes/game: 30.6  
 Points/game: 13.0  
 FG Pct: 52.5  
 FT Pct: 63.8

Rebounds/game: 10.1  
 Assists/game: 1.8  
 Turnovers/game: 1.8  
 Assist/turnover ratio: 1.0  
 Steals/game: 1.2  
 Blocks/game: 1.6

**DAVID LAURY CAREER STATISTICS**

Season	gp-gs	min/avg	Total		3-Point		F-Throws		Rebounds				Scoring							
			fg-fga	pct	fg-fga	pct	ft-fa	pct	off	def	tot	avg	pf	fo	ast	to	blk	stl	pts	avg
2012-13	21-19	643/30.6	107-204	.525	0-0	.000	60-94	.638	66	147	213	10.1	64	0	37	38	34	25	274	13.0
<b>TOTAL</b>	21-19	643/30.6	107-204	.525	0-0	.000	60-94	.638	66	147	213	10.1	64	0	37	38	34	25	274	13.0



# 22 • SEAN ARMAND

JUNIOR • GUARD • 6-4 • 200 • BROOKLYN, NY

16.8 PPG, 5.3 RPG, 3.1 APG, 44.0 FG%, 41.4 3FG%, 75.0 FT%

**2012-13 SEASON**

- Set a new single-season three-point field goal mark at Fairfield. Currently has 101 3FG this season.
- Matched a career-high with 32 points and set a Hynes Center record with nine 3FG vs. Canisius
- Second player in school history to record 200 three-point field goals (Steve Burt, 263)
- Has posted seven games with 20 or more points including a season-high 32 vs. Canisius
- No. 3 on team with 5.3 rebounds per game and has two double-doubles
- Ranks No. 2 all-time at Iona with 241 three-pointers, No. 1 this season with 101 and No. 6 in the NCAA with the total.
- Snapped a 39-game three-point field goal streak at Indiana State, the second longest streak at Iona
- Excellent scorer with one of the purest shooting touches on the roster. Possesses NBA range and is capable of attacking in the open floor or off the dribble. Extremely hard worker showed marked improvement all aspects of his game from his work in the off season.
- Quad-captain with seniors Lamont Jones, Taaj Ridley and Nyandigisi Moikobu.

**PRIOR TO THIS SEASON**

- Most tenured Gael prior to the season appearing in all 70 games in two seasons with 20 starts.
- Had a career-high 32 points and set an Iona and a then MSG single-game 3-point record with 10 vs. Siena on Jan. 3, 2012.
- Set an Iona rookie-record 61 three-pointers in 2010-11.
- Played his postgraduate year at CJETO Academy in Somerset, NJ after a standout career in New York City's PSAL at Jacqueline K. Onassis High School.

**SEAN ARMAND - CAREER/SEASON HIGHS**

**Points**

Career .....32, twice (vs. Canisius - 1/13/13)  
 Season.....32, vs. Canisius (1/13/13)

**Rebounds**

Career .....12, vs. Marist (2/7/13)  
 Season.....12, vs. Marist (2/7/13)

**Field Goals**

Career ..... 11, twice (vs. Canisius - 1/13/13)  
 Season..... 11, vs. Canisius (1/13/13)

**3-Pt. FG**

Career ..... 10, vs. Siena (1/3/12)  
 Season.....9, vs. Canisius (1/13/13)

**Free Throws**

Career .....8, at Loyola (2/10/12)  
 Season.....6, vs. Fairfield (1/18/13)

**Assists**

Career ..... 7, at Niagara (1/31/13)  
 Season..... 7, at Niagara (1/31/13)

**Blocks**

Career .....2, twice (vs. Canisius - 1/13/13)  
 Season.....2, twice (vs. Canisius - 1/13/13)

**Steals**

Career ..... 4, at Manhattan (2/15/13)  
 Season..... 4, at Manhattan (2/15/13)

**Minutes**

Career ..... 49, at Manhattan (2/15/13)  
 Season..... 49, at Manhattan (2/15/13)

**SEAN ARMAND 2012-13 GAME-BY-GAME STATISTICS**


Opponent	Date	gs	min	Total		3-Pointers		Free throws		Rebounds							pts	avg			
				fg	pct	fg	pct	ft	pct	off	def	tot	avg	pf	a	t/o			blk	stl	
DENVER	11/09/12	*	24	8-11	.727	2-3	.667	1-1	1.000	1	3	4	4.0	4	2	1	2	0	19	19.0	
vs Quinnipiac	11/16/12	*	36	7-17	.412	4-8	.500	0-0	.000	2	1	3	3.5	5	2	3	0	2	18	18.5	
vs Wake Forest	11/17/12	*	33	10-14	.714	7-10	.700	1-2	.500	0	5	5	4.0	3	6	0	0	0	28	21.7	
vs Illinois-Chicago	11/19/12	*	31	7-14	.500	2-7	.286	4-4	1.000	1	5	6	4.5	5	2	3	0	1	20	21.3	
NIAGARA	11/28/12	*	38	6-12	.500	4-8	.500	2-4	.500	1	10	11	5.8	3	5	3	0	0	18	20.6	
at Saint Peter's	12/05/12	*	37	6-12	.500	3-5	.600	4-7	.571	1	7	8	6.2	1	1	3	1	1	19	20.3	
vs Rutgers	12/08/12	*	39	7-14	.500	2-9	.222	1-1	1.000	3	4	7	6.3	3	2	5	0	2	17	19.9	
at Georgia	12/15/12	*	43	5-12	.417	3-10	.300	5-6	.833	0	7	7	6.4	4	4	3	1	2	18	19.6	
LIBERTY	12/18/12	*	38	7-17	.412	7-14	.500	2-2	1.000	5	4	9	6.7	1	4	2	1	2	23	20.0	
at La Salle	12/20/12	*	37	6-18	.333	1-7	.143	2-2	1.000	2	5	7	6.7	2	3	4	0	2	15	19.5	
NORFOLK STATE	12/23/12	*	24	4-10	.400	4-8	.500	0-0	.000	2	5	7	6.7	2	3	5	1	2	12	18.8	
at Saint Joseph's	12/28/12	*	35	6-13	.462	5-12	.417	0-0	.000	1	1	2	6.3	5	6	0	0	1	17	18.7	
at St. Bonaventure	12/31/12	*	38	8-19	.421	7-14	.500	4-4	1.000	0	5	5	6.2	2	5	3	1	2	27	19.3	
at Siena	01/04/13	*	39	5-14	.357	4-11	.364	0-0	.000	0	4	4	6.1	3	3	1	0	0	14	18.9	
MANHATTAN	01/06/13	*	29	1-7	.143	1-5	.200	3-4	.750	0	1	1	5.7	0	2	1	0	1	6	18.1	
at Marist	01/10/13	*	36	7-17	.412	3-7	.429	2-3	.667	5	2	7	5.8	3	3	0	0	3	19	18.1	
CANISIUS	01/13/13	*	36	11-18	.611	9-15	.600	1-1	1.000	1	4	5	5.8	4	3	3	2	1	32	18.9	
FAIRFIELD	01/18/13	*	40	7-15	.467	3-8	.375	6-8	.750	1	4	5	5.7	1	0	0	1	2	23	19.2	
at Rider	01/20/13	*	40	4-11	.364	4-11	.364	3-4	.750	0	2	2	5.5	4	3	1	0	1	15	18.9	
SAINT PETER'S	01/25/13	*	34	4-7	.571	3-4	.750	2-3	.667	0	3	3	5.4	3	2	1	1	1	13	18.7	
at Loyola Maryland	01/27/13	*	34	5-13	.385	2-8	.250	2-3	.667	2	2	4	5.3	5	4	1	1	1	14	18.4	
at Niagara	01/31/13	*	41	3-8	.375	2-7	.286	3-5	.600	0	5	5	5.3	1	7	3	0	2	11	18.1	
at Canisius	02/02/13	*	26	3-9	.333	3-7	.429	0-0	.000	1	2	3	5.2	4	2	1	0	0	9	17.7	
MARIST	02/07/13	*	46	7-18	.389	3-9	.333	2-4	.500	3	9	12	5.5	4	6	1	1	0	19	17.8	
RIDER	02/09/13	*	36	8-13	.615	4-6	.667	4-4	1.000	1	2	3	5.4	1	1	2	0	0	24	18.0	
at Manhattan	02/15/13	*	49	6-15	.400	3-8	.375	1-2	.500	3	3	6	5.4	5	2	2	1	4	16	17.9	
at Fairfield	02/18/13	*	40	5-10	.500	2-5	.400	2-2	1.000	2	2	4	5.4	3	1	1	0	3	14	17.8	
at Indiana State	02/23/13	*	37	2-10	.200	0-4	.000	2-2	1.000	1	4	5	5.4	5	1	2	1	1	6	17.4	
LOYOLA MARYLAND	03/01/13	*	38	3-11	.273	1-5	.200	1-2	.500	2	2	4	5.3	2	5	3	0	0	8	17.0	
SIENA	03/03/13	*	35	4-12	.333	3-9	.333	0-0	.000	1	3	4	5.3	2	4	3	0	1	11	16.8	
Totals			30	1089	172-391	.440	101-244	.414	60-80	.750	42	116	158	5.3	90	94	61	15	38	505	16.8

Games played: 30  
 Minutes/game: 36.3  
 Points/game: 16.8  
 FG Pct: 44.0  
 3FG Pct: 41.4  
 FT Pct: 75.0

Rebounds/game: 5.3  
 Assists/game: 3.1  
 Turnovers/game: 2.0  
 Assist/turnover ratio: 1.5  
 Steals/game: 1.3  
 Blocks/game: 0.5

**SEAN ARMAND CAREER STATISTICS**

Season	gp-gs	min/avg	Total		3-Point		F-Throws		Rebounds				Scoring							
			fg	pct	fg	pct	ft	pct	off	def	tot	avg	pf	fo	ast	to	blk	stl	pts	avg
2010-11	37-4	405/10.9	80-194	.412	61-145	.421	15-24	.625	14	34	48	1.3	38	0	15	17	2	11	236	6.4
2011-12	33-16	625/18.9	107-225	.476	79-171	.462	22-28	.786	21	47	68	2.1	50	1	41	26	2	21	315	9.5
2012-13	30-30	1089/36.3	172-391	.440	101-244	.414	60-80	.750	42	116	158	5.3	90	6	94	61	15	38	505	16.8
TOTAL	100-50	2119/21.2	359-810	.443	241-560	.430	97-132	.735	77	197	274	2.7	178	7	150	104	19	70	1056	10.6



# 23 • TRE BOWMAN

JUNIOR • GUARD • 6-5 • 195 • YORK, PA

8.2 PPG, 4.0 RPG, 0.9 APG, 45.8 FG%, 39.2 3FG%, 90.4 FT%

**2012-13 SEASON**

- Iona's No. 4 scorer with 230 points. Has posted 12 double-digit efforts including a season-high 24 vs. Canisius.
- No. 1 on the team an 90.4% (47-for-52) free throw percentage hitting 33 of his last 36 attempts.
- Brings terrific athleticism with the ability to get to the basket and connect on a perimeter jump shot. A long wing that gives Iona more size at the position. Has a strong work-ethic and experience playing a high level prior to playing in New Rochelle.

**TRE BOWMAN - CAREER/SEASON HIGHS**

**Points**

Career .....24, vs. Canisius (1/13/13)  
 Season .....24, vs. Canisius (1/13/13)

**Rebounds**

Career ..... 11, at Indiana State (2/23/13)  
 Season ..... 11, at Indiana State (2/23/13)

**Field Goals**

Career .....8, vs. Canisius (1/13/13)  
 Season .....8, vs. Canisius (1/13/13)

**3-Pt. FG**

Career .....3, five times (vs. Rider - 2/9/13)  
 Season .....3, five times (vs. Rider - 2/9/13)

**Free Throws**

Career .....8, vs. Quinnipiac (11/16/12)  
 Season .....8, vs. Quinnipiac (11/16/12)

**Assists**

Career .....5, vs. Norfolk State (12/23/12)  
 Season .....5, vs. Norfolk State (12/23/12)

**Blocks**

Career .....2, at Canisius (2/2/13)  
 Season .....2, at Canisius (2/2/13)

**Steals**

Career .....3, at Fairfield (2/18/13)  
 Season .....3, at Fairfield (2/18/13)

**Minutes**

Career .....43, vs. Marist (2/7/13)  
 Season .....43, vs. Marist (2/7/13)

**PRIOR TO THIS SEASON**

- Played for Midland College in Midland, TX and averaged 11.5 points, 2.6 rebounds and 1.9 assists per game.
- As a freshman, played at Penn State University where he saw limited action in 16 games.
- Averaged 17.0 ppg in one season at St. Thomas More School in Oakdale, CT and scholastically at Central York High School.

**TRE BOWMAN 2012-13 GAME-BY-GAME STATISTICS**

Opponent	Date	gs	min	Total		3-Pointers		Free throws		Rebounds				pf	t/o	blk	stl	pts	avg		
				fg-fga	pct	3fg-fga	pct	ft-fga	pct	off	def	tot	avg								
DENVER	11/09/12	*	36	2-6	.333	1-3	.333	6-6	1.000	0	4	4	4.0	1	0	2	0	11	11.0		
vs Quinnipiac	11/16/12	*	35	3-11	.273	1-5	.200	8-10	.800	1	2	3	3.5	4	1	2	0	1	15	13.0	
vs Wake Forest	11/17/12	*	24	5-9	.556	3-5	.600	2-2	1.000	2	0	2	3.0	2	3	4	1	0	15	13.7	
vs Illinois-Chicago	11/19/12	*	34	6-12	.500	2-6	.333	2-2	1.000	3	6	9	4.5	2	2	1	0	1	16	14.3	
NIAGARA	11/28/12	*	34	4-10	.400	3-6	.500	1-1	1.000	2	4	6	4.8	0	2	2	0	0	12	13.8	
at Saint Peter's	12/05/12	*	31	1-3	.333	0-0	.000	2-2	1.000	3	5	8	5.3	4	2	2	0	1	4	12.2	
vs Rutgers	12/08/12	*	13	0-5	.000	0-3	.000	0-0	.000	0	1	1	4.7	1	1	0	0	0	0	10.4	
at Georgia	12/15/12		5	0-1	.000	0-0	.000	0-0	.000	0	0	0	4.1	0	0	0	0	0	0	9.1	
LIBERTY	12/18/12		25	4-8	.500	2-6	.333	3-4	.750	0	2	2	3.9	2	2	0	0	0	13	9.6	
at La Salle	12/20/12		19	2-5	.400	0-0	.000	0-0	.000	0	4	4	3.9	0	0	0	0	1	4	9.0	
NORFOLK STATE	12/23/12		13	1-2	.500	1-2	.500	2-2	1.000	0	3	3	3.8	0	5	0	1	1	5	8.6	
at Saint Joseph's	12/28/12		8	0-0	.000	0-0	.000	0-0	.000	0	2	2	3.7	1	0	0	0	0	0	7.9	
at Siena	01/04/13		5	2-3	.667	0-1	.000	0-0	.000	1	0	1	3.5	1	0	0	0	0	4	7.6	
MANHATTAN	01/06/13		33	3-3	1.000	2-2	1.000	1-2	.500	2	2	4	3.5	2	0	2	0	0	9	7.7	
at Marist	01/10/13		15	2-5	.400	1-2	.500	0-0	.000	0	1	1	3.3	2	0	1	0	0	5	7.5	
CANISIUS	01/13/13		32	8-13	.615	2-4	.500	6-6	1.000	3	3	6	3.5	1	2	2	0	1	24	8.6	
FAIRFIELD	01/18/13	*	23	1-5	.200	0-2	.000	2-2	1.000	2	2	4	3.5	1	0	0	0	0	4	8.3	
at Rider	01/20/13	*	5	0-2	.000	0-1	.000	0-0	.000	0	3	3	3.5	1	0	1	0	0	0	7.8	
SAINT PETER'S	01/25/13	*	21	5-9	.556	3-4	.750	0-0	.000	0	2	2	3.4	0	0	0	0	1	13	8.1	
at Loyola Maryland	01/27/13	*	27	3-8	.375	1-4	.250	4-4	1.000	1	4	5	3.5	1	0	0	0	1	11	8.3	
at Niagara	01/31/13	*	35	5-8	.625	1-3	.333	0-0	.000	0	6	6	3.6	4	1	0	1	0	11	8.4	
at Canisius	02/02/13	*	28	3-6	.500	0-2	.000	1-1	1.000	1	4	5	3.7	3	1	0	2	0	7	8.3	
MARIST	02/07/13	*	43	5-10	.500	3-4	.750	5-6	.833	1	4	5	3.7	0	2	4	0	2	18	8.7	
RIDER	02/09/13	*	20	2-3	.667	2-3	.667	0-0	.000	1	2	3	3.7	1	0	1	0	1	6	8.6	
at Fairfield	02/18/13	*	36	2-7	.286	0-3	.000	0-0	.000	0	3	3	3.7	2	0	0	0	3	4	8.4	
at Indiana State	02/23/13		25	2-5	.400	0-1	.000	0-0	.000	4	7	11	4.0	3	1	0	0	2	4	8.3	
LOYOLA MARYLAND	03/01/13		22	5-7	.714	1-2	.500	2-2	1.000	1	5	6	4.0	1	1	1	0	0	13	8.4	
SIENA	03/03/13		15	1-2	.500	0-0	.000	0-0	.000	0	2	2	4.0	1	0	0	0	0	2	8.2	
Totals			16	662	77-168	.458	29-74	.392	47-52	.904	28	83	111	4.0	41	26	25	5	16	230	8.2

Games played: 28  
 Minutes/game: 23.6  
 Points/game: 8.2  
 FG Pct: 45.8  
 3FG Pct: 39.2  
 FT Pct: 90.4

Rebounds/game: 4.0  
 Assists/game: 0.9  
 Turnovers/game: 0.9  
 Assist/turnover ratio: 1.0  
 Steals/game: 0.6  
 Blocks/game: 0.2

**TRE BOWMAN CAREER STATISTICS**

Season	gp-gs	min/avg	Total		3-Point		F-Throws		Rebounds				Scoring							
			fg-fga	pct	fg-fga	pct	ft-fga	pct	off	def	tot	avg	pf	fo	ast	to	blk	stl	pts	avg
2010-11*	16-0	64/4.0	4-13	.308	1-3	.333	3-8	.375	1	5	6	0.4	8	0	1	5	1	1	12	0.8
2012-13	28-16	662/23.6	77-168	.458	29-74	.392	47-52	.904	28	83	111	4.0	41	0	26	25	5	16	230	8.2
TOTAL	28-16	662/23.6	77-168	.458	29-74	.392	47-52	.904	28	83	111	4.0	41	0	26	25	5	16	230	8.2
All*	44-16	726/16.5	81-181	.448	30-77	.390	50-60	.833	29	88	117	2.7	49	0	27	30	6	17	242	5.5



# 32 • NYANDIGISI MOIKOBU

SENIOR • FORWARD • 6-7 • 205 • SEATTLE, WA

1.9 PPG, 1.3 RPG, 0.3 APG, 68.4 FG%, 100.0 3FG%, 0.0 FT%

### 2012-13 SEASON

- Named team quad-captain after Iona defeated Rider at home on Feb. 9
- Missed the first six contests due to an illness suffered in preseason. Has come off the bench in 15 contests.
- Drained milestone three-pointers towards the end of the game in wins over Liberty (team school record tier 18th of game) and Norfolk State (to reach 100 points).
- Had a career-high six points on two occasions, vs. Rutgers at MSG and vs. Siena on Senior Day.
- A tough, skilled forward that can score both inside and out. Competitive player with a great feel for the game.
- Name is pronounced nin-DIG-issy moy-COE-boo. Goes by the nickname "Digs"..

### PRIOR TO THIS SEASON

- Appeared in 17 games off the bench for Iona in 2011-12. Finished the season with 15 points, five assists, and 18 rebounds.
- Played junior college ball at Cochise College in Douglas, AZ. Attended the Arizona school after originally enrolling at the Big Sky's Montana following a scholastic career at Rainier Beach High School in Seattle, WA.

### NYANDIGISI MOIKOBU - CAREER/SEASON HIGHS

#### Points

Career .....6, twice (vs. Siena - 3/3/13)  
 Season.....6, twice (vs. Siena - 3/3/13)

#### Rebounds

Career .....4, twice (vs. Niagara, 1/6/12)  
 Season.....3, at Siena (1/4/13)

#### Field Goals

Career .....3, vs. Rutgers (12/8/12)  
 Season.....3, vs. Rutgers (12/8/12)

#### 3-Pt. FG

Career .....1, four times (vs. Saint Peter's - 1/25/13)  
 Season.. 1, three times (vs. Saint Peter's - 1/25/13)

#### Free Throws

Career .....2, at Marist (1/8/12)  
 Season.....0

#### Assists

Career .....1, eight times (at Manhattan - 2/15/13)  
 Season.. 1, three times (at Manhattan - 2/15/13)

#### Blocks

Career .....1, vs. Niagara (1/6/12)  
 Season.....0

#### Steals

Career .....0  
 Season.....0

#### Minutes

Career .....15, twice (vs. Siena - 3/3/13)  
 Season..... 15, vs. Siena (3/3/13)

### NYANDIGISI MOIKOBU 2012-13 GAME-BY-GAME STATISTICS


Opponent	Date	gs	min	Total		3-Pointers		Free throws		Rebounds					pts	avg				
				fg-fga	pct	3fg-fga	pct	ft-fa	pct	off	def	tot	avg	pf			a	t/o	blk	stl
vs Rutgers	12/08/12	6	3-3	1.000	0-0	.000	0-0	.000	2	0	2	2.0	1	0	0	0	0	6	6.0	
at Georgia	12/15/12	6	0-0	.000	0-0	.000	0-1	.000	0	0	0	1.0	1	0	0	0	0	0	3.0	
LIBERTY	12/18/12	8	1-3	.333	1-1	1.000	0-0	.000	1	1	2	1.3	0	0	1	0	0	3	3.0	
NORFOLK STATE	12/23/12	11	1-1	1.000	1-1	1.000	0-0	.000	0	1	1	1.3	0	1	1	0	0	3	3.0	
at St. Bonaventure	12/31/12	4	0-0	.000	0-0	.000	0-0	.000	1	0	1	1.2	0	1	1	0	0	0	2.4	
at Siena	01/04/13	10	0-3	.000	0-0	.000	0-0	.000	2	1	3	1.5	0	0	0	0	0	0	2.0	
CANISIUS	01/13/13	2	0-0	.000	0-0	.000	0-0	.000	1	0	1	1.4	0	0	0	0	0	0	1.7	
FAIRFIELD	01/18/13	7	1-1	1.000	0-0	.000	0-0	.000	0	1	1	1.4	2	0	0	0	0	2	1.8	
at Rider	01/20/13	2	0-0	.000	0-0	.000	0-0	.000	0	0	0	1.2	0	0	0	0	0	0	1.6	
SAINT PETER'S	01/25/13	9	2-2	1.000	1-1	1.000	0-0	.000	0	2	2	1.3	0	0	0	0	0	5	1.9	
at Canisius	02/02/13	2	0-0	.000	0-0	.000	0-0	.000	0	0	0	1.2	1	0	0	0	0	0	1.7	
RIDER	02/09/13	13	1-2	.500	0-0	.000	0-0	.000	1	0	1	1.2	3	0	1	0	0	2	1.8	
at Manhattan	02/15/13	8	1-1	1.000	0-0	.000	0-0	.000	0	1	1	1.2	0	1	0	0	0	2	1.8	
LOYOLA MARYLAND	03/01/13	6	0-0	.000	0-0	.000	0-0	.000	1	1	2	1.2	0	0	1	0	0	0	1.6	
SIENA	03/03/13	15	3-3	1.000	0-0	.000	0-0	.000	1	1	2	1.3	2	1	0	0	0	6	1.9	
<b>Totals</b>		<b>0</b>	<b>109</b>	<b>13-19</b>	<b>.684</b>	<b>3-3</b>	<b>1.000</b>	<b>0-1</b>	<b>.000</b>	<b>10</b>	<b>9</b>	<b>19</b>	<b>1.3</b>	<b>10</b>	<b>4</b>	<b>5</b>	<b>0</b>	<b>0</b>	<b>29</b>	<b>1.9</b>

Games played: 15  
 Minutes/game: 7.3  
 Points/game: 1.9  
 FG Pct: 68.4  
 3FG Pct: 100.0  
 FT Pct: 0.0

Rebounds/game: 1.3  
 Assists/game: 0.3  
 Turnovers/game: 0.3  
 Assist/turnover ratio: 0.8

### NYANDIGISI MOIKOBU CAREER STATISTICS

Season	gp-gs	min/avg	Total		3-Point		F-Throws		Rebounds				Scoring							
			fg-fga	pct	fg-fga	pct	ft-fa	pct	off	def	tot	avg	pf	fo	ast	to	blk	stl	pts	avg
2011-12	17-0	82/4.8	6-14	.429	0-1	.000	3-13	.231	10	8	18	1.1	14	0	5	7	1	0	15	0.9
2012-13	15-0	109/7.3	13-19	.684	3-3	1.000	0-1	.000	10	9	19	1.3	10	0	4	5	0	0	29	1.9
<b>TOTAL</b>	<b>32-0</b>	<b>191/6.0</b>	<b>19-33</b>	<b>.576</b>	<b>3-4</b>	<b>.750</b>	<b>3-14</b>	<b>.214</b>	<b>20</b>	<b>17</b>	<b>37</b>	<b>1.2</b>	<b>24</b>	<b>0</b>	<b>9</b>	<b>12</b>	<b>1</b>	<b>0</b>	<b>44</b>	<b>1.4</b>



# 33 • CURTIS DENNIS

SENIOR • GUARD • 6-5 • 205 • BRONX, NY

4.4 PPG, 1.5 RPG, 0.3 APG, 39.6 FG%, 34.7 3FG%, 60.0 FT%

**2012-13 SEASON**

- Has appeared in 25 games, all but two off the bench
- Posted five double-digit point efforts, two against Niagara along with a season-high 17 vs. the Purple Eagles at home
- Hit a three-pointer with 6:04 left at Marist to give Iona the lead for good
- Granted a transfer waiver by the NCAA due to the probation set on Toledo's men's basketball program
- Versatile guard that can play multiple positions on the floor. He has proven to be a dangerous outside scoring threat (35.0% from beyond the arc last season) and can also score off the dribble

**PRIOR TO THIS SEASON**

- Played his junior campaign at Toledo (2011-12) and was named All-MAC Honorable Mention. Appeared in 41 games for New Mexico as a freshman (2009-10) and sophomore (2010-11).
- Played prep seasons at Findlay College Prep in Las Vegas, NV and Gulf Shores Academy in Houston, TX after a scholastic career at New Rochelle's Blessed Sacrament-St. Gabriel HS.
- Has five brothers and seven sisters.

**CURTIS DENNIS - CAREER HIGHS**

**Points**

Career .....21, vs. Eastern Michigan (3/3/12)  
 Season.....17, vs. Niagara (11/28/12)

**Rebounds**

Career .....7, vs. Eastern Michigan (3/3/12)  
 Season.....4, four times (at Canisius - 2/2/13)

**Field Goals**

Career .....7, three times (vs. Eastern Michigan - 3/3/12)  
 Season.....6, vs. Niagara (11/28/12)

**3-Pt. FG**

Career .....5, twice (vs. Niagara - 11/28/12)  
 Season.....5, vs. Niagara (11/28/12)

**Free Throws**

Career .....7, vs. Ohio (2/8/12)  
 Season.....1, three times (at Canisius - 2/2/13)

**Assists**

Career .....5, vs. Youngstown State (12/17/11)  
 Season.....2, vs. Siena (3/3/13)

**Blocks**

Career .....2, at Niagara (1/31/13)  
 Season.....2, at Niagara (1/31/13)

**Steals**

Career .....4, twice (vs. Kent State - 1/28/12)  
 Season.....3, vs. Marist (2/7/13)

**Minutes**

Career .....32, vs. Central Michigan (3/7/12)  
 Season.....26, vs. Denver (11/9/12)

**CURTIS DENNIS 2012-13 GAME-BY-GAME STATISTICS**

Opponent	Date	gs	min	Total		3-Pointers		Free throws		Rebounds				pf	a	t/o	blk	stl	pts	avg	
				fg-fga	pct	3fg-fga	pct	ft-fta	pct	off	def	tot	avg								
DENVER	11/09/12	*	26	1-5	.200	0-2	.000	0-0	.000	1	0	1	1.0	3	1	2	0	2	2	2.0	
vs Quinnipiac	11/16/12		17	0-3	.000	0-2	.000	1-2	.500	4	0	4	2.5	2	0	0	0	0	1	1.5	
vs Wake Forest	11/17/12		22	3-7	.429	0-3	.000	0-0	.000	1	0	1	2.0	3	0	0	0	1	6	3.0	
vs Illinois-Chicago	11/19/12		24	2-6	.333	1-4	.250	0-0	.000	0	2	2	2.0	2	1	0	1	0	5	3.5	
NIAGARA	11/28/12		24	6-11	.545	5-8	.625	0-0	.000	1	3	4	2.4	0	0	2	1	1	17	6.2	
at Saint Peter's	12/05/12		11	1-3	.333	0-1	.000	0-0	.000	0	3	3	2.5	1	0	1	0	0	2	5.5	
vs Rutgers	12/08/12		22	4-8	.500	3-5	.600	1-1	1.000	0	1	1	2.3	1	1	1	0	0	12	6.4	
at Georgia	12/15/12		11	1-3	.333	1-3	.333	0-0	.000	1	0	1	2.1	2	0	0	0	0	3	6.0	
LIBERTY	12/18/12		11	0-4	.000	0-4	.000	0-0	.000	2	1	3	2.2	2	0	0	1	0	0	5.3	
at La Salle	12/20/12		11	1-4	.250	0-3	.000	0-0	.000	0	0	0	2.0	1	1	0	0	0	2	5.0	
NORFOLK STATE	12/23/12		3	1-1	1.000	1-1	1.000	0-0	.000	0	0	0	1.8	0	0	0	0	0	3	4.8	
at St. Bonaventure	12/31/12		3	0-1	.000	0-1	.000	0-0	.000	0	0	0	1.7	1	0	1	0	0	0	4.4	
at Siena	01/04/13		2	0-0	.000	0-0	.000	0-0	.000	0	0	0	1.5	0	0	1	0	0	0	4.1	
at Marist	01/10/13		11	1-2	.500	1-1	1.000	0-0	.000	0	2	2	1.6	0	0	0	0	1	3	4.0	
CANISIUS	01/13/13		1	0-1	.000	0-1	.000	0-0	.000	0	0	0	1.5	1	0	0	0	0	0	3.7	
at Rider	01/20/13		3	0-1	.000	0-1	.000	0-0	.000	0	0	0	1.4	0	0	0	0	0	0	3.5	
SAINT PETER'S	01/25/13		20	1-2	.500	1-2	.500	0-1	.000	0	4	4	1.5	3	1	0	1	0	3	3.5	
at Loyola Maryland	01/27/13		12	2-4	.500	2-4	.500	0-0	.000	1	1	2	1.6	1	1	0	0	0	6	3.6	
at Niagara	01/31/13		22	4-8	.500	3-7	.429	0-0	.000	0	2	2	1.6	3	0	0	2	0	11	4.0	
at Canisius	02/02/13		15	4-10	.400	2-8	.250	1-1	1.000	2	2	4	1.7	0	0	1	0	0	11	4.4	
MARIST	02/07/13	*	15	1-5	.200	1-4	.250	0-0	.000	1	0	1	1.7	2	0	0	0	3	3	4.3	
at Manhattan	02/15/13		10	1-1	1.000	0-0	.000	0-0	.000	0	0	0	1.6	0	0	0	0	0	2	4.2	
at Indiana State	02/23/13		3	0-0	.000	0-0	.000	0-0	.000	0	1	1	1.6	0	0	1	0	0	0	4.0	
LOYOLA MARYLAND	03/01/13		8	1-3	.333	1-3	.333	0-0	.000	0	0	0	1.5	0	0	1	0	0	3	4.0	
SIENA	03/03/13		18	5-8	.625	4-7	.571	0-0	.000	1	1	2	1.5	2	2	0	0	0	14	4.4	
Totals			2	325	40-101	.396	26-75	.347	3-5	.600	15	23	38	1.5	30	8	11	6	8	109	4.4

Games played: 25  
 Minutes/game: 13.0  
 Points/game: 4.4  
 FG Pct: 39.6  
 3FG Pct: 34.7  
 FT Pct: 60.0

Rebounds/game: 1.5  
 Assists/game: 0.3  
 Turnovers/game: 0.4  
 Assist/turnover ratio: 0.7  
 Steals/game: 0.3  
 Blocks/game: 0.2

**CURTIS DENNIS CAREER STATISTICS**

Season	gp-gs	min/avg	Total		3-Point		F-Throws		Rebounds				Scoring							
			fg-fga	pct	fg-fga	pct	ft-fta	pct	off	def	tot	avg	pf	fo	ast	to	blk	stl	pts	avg
2009-10*	31-0	247/8.0	31-89	.348	10-48	.208	12-19	.632	15	22	37	1.2	15	0	11	10	1	12	84	2.7
2010-11*	10-3	94/9.4	10-27	.370	3-15	.200	6-8	.750	2	4	6	0.6	11	0	7	4	0	3	29	2.9
2011-12*	27-2	734/27.2	117-261	.448	49-140	.350	59-73	.808	25	70	95	3.5	49	0	40	39	4	36	342	12.7
2012-13	25-2	325/13.0	40-101	.396	26-75	.347	3-5	.600	15	23	38	1.5	30	0	8	11	6	8	109	4.4
TOTAL	25-2	325/13.0	40-101	.396	26-75	.347	3-5	.600	15	23	38	1.5	30	0	8	11	6	8	109	4.4
All*	93-7	1400/15.1	198-478	.414	88-278	.317	80-105	.762	57	119	176	1.9	105	0	66	64	11	59	564	6.1

# Individual Records - Career Records (Players in Maroon and Bold Active)

## Scoring

Rnk	Name	Points
1.	Steve Burtt '84	2,534
2.	Steve Burtt '06	2,034
3.	Gary Springer '84	1,866
4.	Jeff Ruland	1,855
5.	Tariq Kirksay	1,815
6.	Kevin Bass	1,729
7.	Glenn Vickers	1,644
8.	Richie Simmonds	1,631
9.	Mindaugas Timinskas	1,617
10.	Scott Machado	1,613
11.	Sean Green	1,550
12.	Greg Jenkins	1,487
13.	Dyree Wilson	1,449
14.	Rory Grimes	1,440
15.	Dave Brown	1,438
16.	Bob Coleman	1,435
17.	Ricky Soliver	1,413
18.	Kevin Hamilton	1,412
19.	Richie Guerin	1,375
20.	Mikkel Larsen	1,351
21.	Warren Isaac	1,331
22.	Mike Glover	1,286
23.	Kashif Hameed	1,276
24.	Tony Hargraves	1,232
<b>25.</b>	<b>Lamont Jones</b>	<b>1,214</b>
26.	Nakiea Miller	1,122
27.	Ray Hyland	1,105
28.	Bob McMahon	1,083
29.	Art Wiggins	1,082
30.	Greg Barr	1,066
<b>31.</b>	<b>Sean Armand</b>	<b>1,056</b>
32.	Phil Grant	1,039
33.	Joe Bernardi	1,029
34.	John O'Hagan	1,005
35.	Bryan Matthew	982
	Courtney Fields	982
37.	Ralph Savarese	889
38.	Nestor Payne	888
39.	Jermel Jenkins	884
40.	Maceo Wofford	868
41.	Jim Raysor	865
42.	Tom Qualter	838
43.	Rashon Dwight	837
44.	Shawn Worthy	826
45.	Gary Springer '09	825
46.	Milan Prodanovic	823
47.	Alvin Lott	809
48.	Kiril Wachsmann	802
49.	Alejo Rodriguez	793
	Marvin McCullough	793
51.	Danny Doyle	792
52.	George Carter	780

## Scoring Average

Rnk	Name	Points
1.	Warren Isaac	21.5
2.	Steve Burtt '84	20.9
3.	Jeff Ruland	20.8
4.	Richie Guerin	19.9
<b>5.</b>	<b>Lamont Jones</b>	<b>19.3</b>
6.	Sean Green	19.1
7.	Mike Glover	18.4
8.	Derrick Canada	18.4
9.	Kevin Bass	17.6
10.	Steve Burtt '06	17.0

## Field Goals

Rnk	Name	Field Goals
1.	Steve Burtt '84	1,003
2.	Gary Springer	721
3.	Jeff Ruland	717
4.	Steve Burtt '06	672
5.	Kevin Bass	657
6.	Richie Simmonds	641
7.	Tariq Kirksay	619
8.	Sean Green	599
9.	Bob Coleman	585
10.	Kevin Hamilton	582

## Field Goal Attempts

Rnk	Name	Attempts
1.	Steve Burtt '84	1,923
2.	Steve Burtt '06	1,543
3.	Kevin Bass	1,407
4.	Gary Springer	1,386
5.	Sean Green	1,349
6.	Richie Simmonds	1,280
7.	Mindaugas Timinskas	1,276
8.	Tariq Kirksay	1,253
9.	Scott Machado	1,232
10.	Kevin Hamilton	1,230

## Field Goal Percentage

(Min. 200 attempts)

Rnk	Name	Percentage
1.	Jeff Ruland	.635
2.	Harry Hart	.628
3.	Mike Glover	.623
4.	Alejo Rodriguez	.612
5.	Steve Smith	.600
6.	Nakiea Miller	.582
7.	Anthony Bruin	.581
8.	Bob Coleman	.569
9.	Steve Smith	.564
10.	Arnie Russell	.563

## Three-Point Field Goals

Rnk	Name	Field Goals
1.	Steve Burtt '06	263
<b>2.</b>	<b>Sean Armand</b>	<b>241</b>
3.	Jermel Jenkins	176
4.	Kyle Smyth	165
5.	Milan Prodanovic	165
6.	Ricky Soliver	153
7.	Maceo Wofford	139
8.	Sean Green	131
9.	Scott Machado	123
10.	Mindaugas Timinskas	122

## 3-Point Field Goal Attempts

Rnk	Name	Attempts
1.	Steve Burtt '06	671
<b>2.</b>	<b>Sean Armand</b>	<b>560</b>
2.	Milan Prodanovic	496
3.	Jermel Jenkins	462
4.	Kyle Smyth	428
5.	Ricky Soliver	418
6.	Sean Green	400
7.	Mindaugas Timinskas	383
8.	Phil Grant	363
9.	Scott Machado	360
10.	Maceo Wofford	346

## 3-Point Field Goal Percentage

Rnk	Name	Percentage
<b>1.</b>	<b>Sean Armand</b>	<b>.430</b>
2.	Alvin Lott	.417
<b>3.</b>	<b>A.J. English</b>	<b>.408</b>
4.	Maceo Wofford	.402
5.	Richie Simmonds	.395
<b>6.</b>	<b>Tre Bowman</b>	<b>.392</b>
	Steve Burtt '06	.392
	Joey Johnson	.392
9.	Leland Norris	.391
10.	Chip Langdon	.390

## Free Throw Attempts

Rnk	Name	Attempts
1.	Steve Burtt	727
2.	Glenn Vickers	716
3.	Gary Springer	655
4.	Tariq Kirksay	639
5.	Jeff Ruland	619
6.	Dyree Wilson	591
7.	Scott Machado	584
8.	Kevin Bass	569
9.	Joe Bernardi	547
10.	Greg Jenkins	545

# Individual Records - Career Records (Players in Maroon and **Bold** Active)

## Free Throws Made

Rnk	Name	Free Throws
1.	Glenn Vickers	564
2.	Steve Burtft '84	528
3.	Tariq Kirksay	464
<b>4.</b>	<b>Scott Machado</b>	<b>432</b>
5.	Steve Burtft '06	427
6.	Gary Springer	424
7.	Jeff Ruland	421
8.	Kevin Bass	415
9.	Richie Guerin	413
10.	Dyree Wilson	405

## Assists

Rnk	Name	Assists
1.	Scott Machado	880
2.	Rory Grimes	558
3.	Tony Hargraves	539
4.	Glenn Grant	484
5.	Marvin McCullough	481
6.	Ricky Soliver	441
7.	Glenn Vickers	432
8.	Jason Young	397
9.	Steve Burtft	301
10.	Rashon Dwight	295

## Fouls

Rnk	Name	Fouls
1.	Gary Springer	442
2.	Mindaugas Timinskas	396
3.	Greg Jenkins	383
4.	Tony Hargraves	376
5.	Kevin Cooper	342
6.	Steve Burtft	337
7.	Alejo Rodriguez	332
9.	Bob Coleman	332
9.	Kashif Hameed	330
10.	Dave Brown	317

## Free Throw Percentage

(Min. 150 attempts)

Rnk	Name	Percentage
1.	Dave Budd	.849
<b>2.</b>	<b>Lamont Jones</b>	<b>.847</b>
3.	Steve Burtft '06	.831
4.	Kevin Hamilton	.821
5.	Gary Torigian	.814
6.	Bryan Matthew	.795
	John McDonald	.795
8.	Arnie Russell	.794
9.	Glenn Vickers	.787
10.	Derrick Canada	.786

## Blocks

Rnk	Name	Blocks
1.	Nakiea Miller	249
2.	Kashif Hameed	209
3.	Greg Jenkins	203
4.	Kevin Vesey	184
	Mikkel Larsen	184
6.	Gary Springer	164
7.	Harry Hart	147
8.	Anthony Bruin	134
	Jeff Ruland	134
10.	Kevin Cooper	128

## Disqualifications

Rnk	Name	Disqualifications
1.	Gary Springer	31
2.	Mindaugas Timinskas	29
3.	Greg Jenkins	26
4.	Tony Hargraves	19
	Kevin Cooper	19
6.	Steve Burtft	18
7.	Courtney Fields	17
8.	Kashif Hameed	16
9.	Jeff Wilder	15
10.	Wally McCarvill	14

## Rebounds

Rnk	Name	Rebounds
1.	Warren Isaac	1,124
2.	Jeff Ruland	1,067
3.	Gary Springer	1,021
4.	Tariq Kirksay	926
5.	Dave Brown	910
	Ray Hyland	910
7.	Bernie Socha	772
8.	Bob Coleman	766
9.	Greg Jenkins	753
10.	Mindaugas Timiniskas	719

## Steals

Rnk	Name	Steals
1.	Rory Grimes	241
2.	Steve Burtft	211
	Tony Hargraves	211
4.	Ricky Soliver	210
5.	Tariq Kirksay	207
6.	Scott Machado	191
7.	Marvin McCullough	182
8.	Gary Springer	145
9.	Maceo Wofford	144
10.	Rashon Dwight	143

## Turnovers

Rnk	Name	Turnovers
1.	Scott Machado	440
2.	Steve Burtft '84	414
3.	Rory Grimes	384
4.	Dyree Wilson	342
5.	Tony Hargraves	334
	Jeff Ruland	334
7.	Gary Springer	314
8.	Steve Burtft '06	310
9.	Mindaugas Timinskas	300
10.	Marvin McCullough	291

## Rebounding Average

Rnk	Name	Average
1.	Warren Isaac	18.1
2.	Ray Hyland	13.2
3.	Jeff Ruland	12.0
4.	Bernie Socha	11.4
5.	George Carter	11.3
	Jim Raysor	11.3
7.	Bill McGugins	10.8
<b>8.</b>	<b>David Laury</b>	<b>10.1</b>
9.	Mike Glover	9.6
10.	Larry Blaney	9.5

## Games

Rnk	Name	Games
1.	Scott Machado	132
2.	Jermel Jenkins	129
3.	Bob Coleman	127
4.	Greg Jenkins	126
	Tony Hargraves	126
6.	Rashon Dwight	125
7.	Phil Grant	124
	Rory Grimes	124
9.	Dyree Wilson	123
	Tariq Kirksay	123

# Individual Records - Single Season Records

## Scoring

Rnk	Name	Year	Pts.
1.	Steve Burt	2006	780
2.	Steve Burt	1984	732
3.	Steve Burt	1983	720
<b>4.</b>	<b>Lamont Jones</b>	<b>2013</b>	<b>696</b>
	Sean Green	1991	696
6.	Steve Burt	1982	684
7.	Mike Glover	2011	682
8.	Jeff Ruland	1980	648
9.	Mike Glover	2012	604
10.	Steve Burt	2005	597

## Field Goal Percentage

Rnk	Name	Year	Pct.
1.	Alejo Rodriguez	2011	.697
	Anthony Bruin	2006	.697
3.	Alejo Rodriguez	2009	.677
4.	Jeff Ruland	1979	.671
5.	Nakiea Miller	2001	.668
6.	Harry Hart	1993	.654
7.	Jeff Ruland	1980	.642
8.	Mike Glover	2012	.637
9.	Tony Hargraves	1985	.625
10.	Bob Coleman	1982	.612

## Free Throws

Rnk	Name	Year	FT
<b>1.</b>	<b>Lamont Jones</b>	<b>2013</b>	<b>194</b>
2.	Steve Burt	1982	182
3.	Richie Guerin	1954	177
4.	Glenn Vickers	1980	175
5.	Jeff Ruland	1980	173
6.	Steve Burt	2006	168
7.	Joe Bernardi	1956	166
8.	Mike Glover	2011	162
9.	Bryan Matthew	1997	159
10.	Kashif Hameed	1998	158

## Scoring Average

Rnk	Name	Year	Avg.
1.	Steve Burt	2006	25.2
2.	Richie Guerin	1954	24.7
3.	Warren Isaac	1965	24.2
4.	Steve Burt	1984	23.9
5.	Kevin Bass	1975	23.7
<b>6.</b>	<b>Lamont Jones</b>	<b>2013</b>	<b>23.2</b>
	Sean Green	1991	23.2
	Steve Burt	1983	23.2
9.	Jeff Ruland	1978	22.3
10.	Steve Burt	1982	22.1

## 3-Point Field Goals

Rnk	Name	Year	3FG
<b>1.</b>	<b>Sean Armand</b>	<b>2013</b>	<b>101</b>
2.	Steve Burt	2006	96
3.	Steve Burt	2005	80
4.	Sean Armand	2012	79
5.	Jermel Jenkins	2011	75
	Kyle Smyth	2011	75
7.	Sean Armand	2011	61
8.	Milan Prodanovic	2008	56
9.	John McDonald	1998	55
10.	DeShaun Williams	2004	54
	Maceo Wofford	2002	54

## Free Throw Attempts

Rnk	Name	Year	FTA
1.	Jeff Ruland	1980	267
2.	Mike Glover	2011	260
3.	Steve Burt	1982	251
4.	Richie Guerin	1954	249
5.	Joe Bernardi	1956	229
6.	Bob Coleman	1986	227
<b>7.</b>	<b>Lamont Jones</b>	<b>2013</b>	<b>222</b>
8.	Kashif Hameed	1998	215
9.	Glenn Vickers	1980	214
10.	Steve Burt	2006	204

## Field Goals

Rnk	Name	Year	FG
1.	Steve Burt	1984	309
2.	Steve Burt	1983	294
3.	Sean Green	1991	265
4.	Steve Burt	2006	258
5.	Jeff Ruland	1980	256
6.	Mike Glover	2011	260
7.	Steve Burt	1982	251
8.	Mike Glover	2012	239
	Jeff Ruland	1979	233
9.	Gary Springer	1981	231

## 3-Point Field Goal Attempts

Rnk	Name	Year	3FGA
<b>1.</b>	<b>Sean Armand</b>	<b>2013</b>	<b>244</b>
2.	Steve Burt	2006	236
3.	Steve Burt	2005	201
4.	Jermel Jenkins	2011	198
5.	Kyle Smyth	2011	191
6.	Sean Armand	2012	171
7.	Milan Prodanovic	2008	165
8.	DeShaun Williams	2004	164
<b>9.</b>	<b>Lamont Jones</b>	<b>2013</b>	<b>160</b>
10.	Sean Green	1990	158

## Free Throw Percentage

Rnk	Name	Year	Pct.
1.	Kevin Hamilton	1977	.883
<b>2.</b>	<b>Lamont Jones</b>	<b>2013</b>	<b>.874</b>
3.	Greg Barr	1994	.851
4.	Steve Burt	2005	.843
	Greg Barr	1995	.843
6.	Gary Torigian	1972	.842
7.	Kevin Hamilton	1979	.827
8.	Steve Burt	2006	.824
9.	Steve Burt	2004	.821
10.	Bryan Matthew	1997	.820

## Field Goals Attempted

Rnk	Name	Year	FGA
1.	Steve Burt	2006	579
2.	Steve Burt	1984	574
3.	Sean Green	1991	550
4.	Steve Burt	1983	544
5.	Sean Green	1990	508
<b>6.</b>	<b>Lamont Jones</b>	<b>2013</b>	<b>498</b>
7.	Steve Burt	1982	496
8.	Kevin Bass	1975	450
9.	Steve Burt	2005	437
10.	Gary Springer	1981	433

## 3-Point Field Goal Percentage

(minimum 15 attempts)

Rnk	Name	Year	Pct.
1.	Trinity Fields	2009	.469
3.	Earl Johnson	2001	.465
3.	Sean Armand	2012	.462
4.	Maceo Wofford	2003	.459
5.	Alvin Lott	1987	.444
6.	Ricky Soliver	2004	.443
7.	Richie Simmonds	1988	.442
9.	Antoine Lewis	1991	.440
9.	Jamal Johnson	1993	.438
10.	Leland Norris	2000	.431

## Rebounds

Rnk	Name	Year	Reb.
1.	Warren Isaac	1965	480
2.	Jeff Ruland	1980	407
3.	Warren Isaac	1964	403
4.	Mike Glover	2011	374
5.	Ray Hyland	1972	350
6.	Jeff Ruland	1978	332
7.	Jeff Ruland	1979	328
8.	Mike Glover	2012	297
	Bernie Socha	1976	297
10.	Dave Brown	1976	295

# Individual Records - Single Season Records

## Rebound Average

Rnk	Name	Year	Avg.
1.	Warren Isaac	1965	20.9
2.	Warren Isaac	1964	20.2
3.	Ray Hyland	1972	15.2
4.	Larry Blaney	1957	14.4
	Bill McGugins	1970	14.4
6.	Joe Tighe	1960	13.4
7.	Jim Raysor	1960	12.8
	Jeff Ruland	1978	12.8
9.	Warren Isaac	1963	12.7
10.	George Carter	1957	12.6

## Assists

Rnk	Name	Year	Asst.
1.	Scott Machado	2012	327
2.	Scott Machado	2011	281
3.	Glenn Grant	1989	194
4.	Tony Hargraves	1984	178
5.	Tony Hargraves	1983	168
6.	Danny Doyle	1994	165
7.	Rory Grimes	1982	163
8.	Terry Martin	1995	161
9.	Glenn Vickers	1980	152
10.	Scott Machado	2009	150

## Steals

Rnk	Name	Year	Steals
1.	Ricky Soliver	2006	84
2.	Alvin Lott	1987	80
3.	Tony Hargraves	1985	77
	Tariq Kirksay	1998	77
5.	Rory Grimes	1982	73
6.	Rory Grimes	1984	70
7.	Kevin Hamilton	1980	63
8.	Steve Burt	1982	62
9.	Steve Burt	1983	57
10.	Terry Martin	1993	54

## Blocks

Rnk	Name	Year	Blocks
1.	Nakiea Miller	2000	98
2.	Nakiea Miller	2001	84
3.	Kashif Hameed	1998	84
4.	Harry Hart	1993	80
5.	Mikkel Larsen	1996	76
6.	Kashif Hameed	1999	68
7.	Harry Hart	1992	67
8.	Greg Jenkins	2005	66
9.	Greg Jenkins	2004	63
	Jeff Ruland	1980	63

## Games

Rnk	Name	Year	Games
1	Sean Armand	2011	37
	Mike Glover	2011	37
	Jermel Jenkins	2011	37
	Scott Machado	2011	37
5.	Rashon Dwight	2011	36
	Alejo Rodriguez	2011	36
7.	Chris Pelcher	2011	35
8.	Kevin Hamilton	1980	34
	Glen McMillan	1980	34
	Alex Middleton	1980	34
	Mike Palma	1980	34
	Jeff Ruland	1980	34
	Kevin Vesey	1980	34

## Fouls

Rnk	Name	Year	Fouls
1.	Gary Springer	1983	123
2.	Gary Springer	1984	119
3.	Jeff Ruland	1980	116
4.	Kashif Hameed	1997	112
5.	Mindaugas Timinskas	1994	109
	Kevin Cooper	1989	109
	Gary Springer	1982	109
8.	Greg Jenkins	2002	107
9.	Alejo Rodriguez	2011	105
	Jeff Wilder	1986	105
	Justin Marshall	2007	105

## Disqualifications

Rnk	Name	Year	Disq.
1.	Gary Springer	1983	13
2.	Mindaugas Timinskas	1994	12
3.	Greg Jenkins	2002	9
	Gary Springer	1984	9
5.	Ken McCulloch	1986	8
	Kevin Cooper	1990	8
	Kashif Hameed	1997	8
	Justin Marshall	2007	8
9.	Dexter Gray	2008	7
	Greg Jenkins	2005	7
	Bernie Socha	1973	7
	Jeff Ruland	1980	7
	Steve Burt	1981	7
	Mike Ice	1981	7
	Tony Hargraves	1983	7
	Mindaugas Timinskas	1997	7

## Turnovers

Rnk	Name	Year	T.O.
1.	Scott Machado	2011	131
2.	Gary Springer	1981	126
3.	Rory Grimes	1982	119
4.	Jeff Ruland	1979	117
5.	Steve Burt	1981	115
6.	Jeff Ruland	1978	114
7.	Antoine Lewis	1991	112
8.	Steve Burt	1984	111
9.	Scott Machado	2012	108
10.	Dyree Wilson	2001	105

# Individual Records - Single Game Highs

## Field Goals

21.....Warren Isaac vs. Bates (Dec. 18., 1964)

## 3-Point Field Goals

10.....Sean Armand vs. Siena (Jan. 3, 2012)  
(Madison Square Garden Record)

**9..... Sean Armand vs. Canisius (Jan. 13, 2013)**  
**(Hynes Center Record)**

8.....Kyle Smyth at Albany (Nov. 23, 2010)

7.....Sean Armand at St. Bonaventure (Dec. 31, 2012)

Sean Armand vs Liberty (Dec. 18, 2012)

Sean Armand vs Wake Forest (Nov. 17, 2012)

Jermel Jenkins vs. Saint Peter's (Feb. 26, 2012)

Sean Armand at Rider (Feb. 15, 2012)

Lamont Jones vs. Canisius (Feb. 2, 2012)

Kyle Smyth vs. Western Michigan (Nov. 18, 2011)

Jermel Jenkins at Albany (Nov. 23, 2010)

Jermel Jenkins vs. Buffalo (Mar. 22, 2011)

6.....

Sean Armand vs. Marist (Jan. 16, 2011), at East Tenn. State  
(Mar. 26, 2011) *(Rookie Record)*

Jermel Jenkins vs. Rider (Mar. 6, 2011)

*(Iona MAAC Championship Record)*

nine others

## 3-Point Field Goal Attempts

19.....Sean Armand vs. Siena (Jan. 3, 2012)

16.....Kyle Smyth at Syracuse (Dec. 18, 2010)

**15..... Sean Armand vs Canisius (Jan. 13, 2013)**

**14..... Sean Armand at St. Bonaventure (Dec. 31, 2012)**  
**Sean Armand vs Liberty (Dec. 18, 2012)**

Steve Burt vs. Canisius (Jan. 30, 2005)

DeShaun Williams at Niagara (Jan. 11, 2004)

Sean Green vs. La Salle (1991)

## Free Throws

17.....Steve Burt vs. Loyola (Jan. 19, 2006)  
Kevin Bass (1976)

16.....Richie Guerin (1954)

Joe Bernardi (1958)

Nestor Payne (1989)

Corey Taylor (1992)

Devon Clarke at Fairfield (Dec. 7, 2008)

15.....Ricky Soliver vs. Niagara (Mar. 6, 2004)

## Free Throw Percentage

1.000.....Steve Burt (17-17) vs. Loyola (1/19/06)

Nestor Payne (16-16) vs. Holy Cross (2/21/89)

Corey Taylor (16-16) vs. Wagner (1992)

**Lamont Jones (14-14) vs Rutgers (12/08/12)**

**Lamont Jones (12-12) vs Norfolk State (12/23/12)**

Steve Burt (12-12) vs. Siena (1/24/06)

Steve Burt (11-11) vs. Saint Peter's (2/18/05)

**Lamont Jones vs Manhattan (01/06/13)**

Tariq Kirksay (10-10) vs. Hofstra (12/18/99)

Steve Burt (10-10) at Iowa State (11/26/05)

Devon Clarke (10-10) vs. Manhattan (1/12/07)

Devon Clarke (10-10) vs. Fairfield (1/14/07)

## Rebounds

33.....Larry Blaney (1957)

Warren Isaac (1965)

## Assists

17.....Danny Doyle (1994)

16.....Scott Machado vs. Manhattan (Jan. 12, 2012)

Glenn Grant (1989)

15.....Scott Machado vs. Nevada (Feb. 18, 2012)

Scott Machado vs. Rider (Jan. 20, 2012)

Scott Machado at Richmond (Dec. 14, 2011)

Scott Machado vs. Maryland (Nov. 20, 2011)

Scott Machado vs. Western Michigan (Nov. 18, 2011)

Scott Machado at Albany (Nov. 23, 2010)

Glenn Vickers (1978)

14.....Scott Machado vs. Canisius (Feb. 2, 2012)

13.....Scott Machado at Syracuse (Dec. 18, 2010)

Tom Burke (1967)

12.....Scott Machado vs. Saint Peter's (Feb. 26, 2012)

.....Scott Machado at Niagara (Dec. 4, 2011)

Marvin McCullough vs. Saint Peter's (Feb. 27, 2004)

Marvin McCullough vs. Niagara (Mar. 8, 2003)

## Blocks

11.....Nakiea Miller vs. Fairfield (3/5/00)

9.....Greg Jenkins vs. Manhattan (1/25/04)

8.....Nakiea Miller vs. St. Francis, NY (11/28/00)

7.....Greg Jenkins vs. Rider (2/24/04)

Kevin Cooper vs. Northern Illinois (1989)

Harry Hart vs. Manhattan (1993)

Mikkel Larsen vs. Niagara (1994)

Mikkel Larsen vs. Rhode Island (1996)

Mikkel Larsen vs. Manhattan (1996)

Kashif Hameed vs. Fairfield (1997)

Nakiea Miller vs. Ole Miss (3/16/01)

Charles Henson vs. Siena (2/9/03)

Justin Marshall at Siena (2/1/07)

## Individual Records - All-Time 30+ Point Efforts

- 50.....Warren Isaac vs. Bates (12/18/64)
- 43.....Lamont Jones vs. Canisius (2/2/12) (Hynes Record)  
Sean Green vs. Siena (3/3/91)
- 41.....Warren Isaac vs. Duquesne (2/17/65)
- 40.....Richie Guerin vs. John Carroll (2/18/55)  
Steve Burttt vs. Holy Cross (2/1/84)  
**Lamont Jones vs. Quinnipiac (11/16/12)**
- 39.....Mike Glover vs. Canisius (12/3/10)
- 38.....Steve Burttt vs. Marist (2/24/05)  
Richie Guerin vs. Fairfield (2/1/54)  
Jeff Ruland vs. Kansas (2/7/80)  
Derrick Canada vs. La Salle (1/4/92)
- 37.....Dave Brown vs. St. Francis (NY) (1/29/77)  
Jeff Ruland vs. Northeastern (12/29/78)  
Kevin Hamilton vs. Pittsburgh (1/22/79)  
Steve Burttt at Saint Peter's (1/11/06)  
**Lamont Jones vs. Marist (2/7/13)**
- 36.....Richie Guerin vs. Marshall (1/2/54)  
Steve Burttt vs. Fairfield (1/21/84)  
Kevin Bass vs. Marist (11/30/74)  
Steve Burttt vs. Saint Peter's (3/5/05)  
Steve Burttt at Canisius (1/14/06)
- 35.....Warren Isaac vs. Massachusetts (1/29/64)  
Gary Springer vs. Wagner (1/31/81)  
Nestor Payne vs. Holy Cross (2/21/89)  
Mikkel Larsen vs. Fairfield (2/19/94)  
Mindaugas Timinskas vs. Niagara (2/17/95)  
**Lamont Jones vs. Loyola Maryland (3/1/13)**
- 34.....Joe Bernardi vs. Xavier (OH) (1/5/57)  
Larry Blaney vs. Siena (2/20/57)  
Frank McArdle vs. Long Island (2/28/61)  
Ray Hyland vs. Army (2/9/72)  
Jeff Ruland vs. Long Island (1/28/78)  
Steve Burttt vs. Manhattan (2/26/83)  
Steve Burttt vs. La Salle (1/26/84)  
Steve Burttt vs. Fairfield (2/18/84)  
Mike Glover vs. Saint Joseph's (11/23/11)
- 33.....Richie Guerin vs. Creighton (1/27/54)  
Sean Green vs. Canisius (1/27/91)  
Sean Green vs. Canisius (2/2/91)  
Sean Green vs. Fairfield (2/21/91)  
George Carter vs. St. Francis (NY) (2/28/57)  
Warren Isaac vs. King's (2/4/64)  
Art Wiggins vs. Biscayne (1/11/71)  
Steve Burttt vs. St. Bonaventure (3/16/83)  
Steve Burttt vs. Fordham (3/3/84)  
Harry Hart vs. Niagara (1/23/93)  
Steve Burttt vs. Siena (2/23/06)  
Steve Burttt at Fordham (12/1/05)  
Mike Glover at East Tenn. State (3/26/11)  
Scott Machado vs. Saint Joseph's (11/23/11)
- 32.....Richie Guerin vs. Xavier (OH) (12/17/53)  
Warren Isaac vs. Boston University (12/28/63)  
Warren Isaac vs. Fairleigh Dickenson (1/10/64)  
Bob LaRusso vs. Rider (3/4/66)  
Bill McGugins vs. St. Peter's (1/10/70)  
Kevin Bass vs. Massachusetts (3/1/75)  
Jeff Ruland vs. Wagner (2/25/78)  
Kevin Hamilton vs. Georgetown (1/5/80)  
Steve Burttt vs. San Francisco (12/19/81)  
Steve Burttt vs. Fairfield (1/22/82)  
Steve Burttt vs. UNLV (2/18/82)
- Steve Burttt vs. Fairfield (1/24/83)  
Sean Green vs. La Salle (2/23/91)  
Derrick Canada vs. Manhattan (3/8/92)  
Steve Burttt vs. Loyola (1/19/06)  
Sean Armand vs. Siena (1/3/12)  
**Sean Armand vs. Canisius (1/13/13)**  
**Lamont Jones vs. Rider (2/9/13)**
- 31.....Wally McCarvill vs. St. Francis (NY) (2/24/55)  
Warren Isaac vs. St. Peter's (2/22/64)  
Warren Isaac vs. Illinois Wesleyan (12/21/64)  
Bob McMahon vs. Illinois Wesleyan (12/20/67)  
Jeff Ruland vs. Detroit (1/11/78)  
Jeff Ruland vs. St. John's (3/10/78)  
Steve Burttt vs. St. Peter's (1/20/80)  
Gary Springer vs. Niagara (1/21/81)  
Steve Burttt vs. Marquette (1/11/83)  
Steve Burttt vs. Army (1/15/83)  
Steve Burttt vs. Memphis State (1/26/83)  
Steve Burttt vs. Holy Cross (2/15/84)  
Sean Green vs. Gonzaga (12/23/90)  
Sean Green vs. Hawaii (12/27/91)  
Shawn Worthy vs. Siena (1/14/91)  
Mindaugas Timinskas vs. Cornell (12/14/96)  
Bryan Matthew vs. Siena (2/23/97)  
Tariq Kirksay vs. Loyola (2/22/98)  
Tariq Kirksay vs. St. Francis (NY) (12/23/99)  
Tariq Kirksay vs. Rider (1/13/00)  
Ricky Soliver vs. Niagara (3/6/04)  
Ricky Soliver vs. Marist (3/5/06)  
Steve Burttt vs. Canisius (2/3/06)  
Mike Glover vs. Siena (3/5/11)  
Mike Glover at Marist (1/8/12)
- 30.....Richie Guerin vs. Bates (12/14/51)  
Joe Bernardi vs. Hofstra (12/18/56)  
Frank McArdle vs. New York University (12/10/60)  
Warren Isaac vs. Duquesne (1/7/65)  
Tom Qualter vs. Long Island (2/12/66)  
Bob McMahon vs. Illinois Wesleyan (12/10/66)  
Kevin Bass vs. Siena (12/4/73)  
Kevin Bass vs. Holy Cross (12/19/75)  
Glenn Vickers vs. South Florida (2/19/77)  
Kevin Hamilton vs. St. Francis (PA) (1/25/78)  
Jeff Ruland vs. Long Beach State (12/1/79)  
Jeff Ruland vs. Louisville (2/21/80)  
Steve Burttt vs. Siena (3/3/81)  
Steve Burttt vs. Assumption (1/9/82)  
Steve Burttt vs. Syracuse (12/4/83)  
Steve Burttt vs. New Orleans (1/23/84)  
Sean Green vs. Seton Hall (12/9/89)  
Sean Green vs. St. Peter's (2/17/91)  
Derrick Canada vs. Old Dominion (12/2/91)  
Bryan Matthew vs. Niagara (1/26/97)  
Tariq Kirksay vs. Rider (1/8/99)  
Tariq Kirksay vs. Coppin State (11/23/99)  
Greg Jenkins vs. Manhattan (1/15/05)  
Steve Burttt at Loyola (2/8/06)  
Steve Burttt at Siena (1/24/06)  
Steve Burttt vs. Marist (3/5/06)  
Ricky Soliver vs. Portland State (11/25/05)  
Mike Glover vs. Niagara (12/5/10)  
**Lamont Jones vs. Manhattan (1/6/13)**

# Iona College - Year-By-Year Team Statistics

Year	G	FG-FGA	FG%	3FG-3FGA	3FG%	FT-FTA	FT%	REB	AVG	PF	D	AST	TO	BLK	STL	PTS	AVG
1952-53	20	542-1315	.412			450-627	.718	1036	51.8	381	16					1534	76.7
1953-54	21	487-1322	.368			448-718	.624	1232	58.7	450	18					1422	67.7
1954-55	21	478-1311	.365			422-751	.562	1250	59.5	394	12					1378	65.6
1955-56	22	547-1451	.377			475-723	.657	1129	51.3	380	13					1569	71.3
1956-57	20	547-1320	.414			385-623	.618	1106	55.3	313	10					1479	74.0
1957-58	24	625-1607	.389			423-692	.611	1267	52.8	436	17					1673	69.7
1958-59	21	542-1266	.428			334-535	.624	1087	51.8	373	12					1418	67.5
1959-60	18	508-1190	.427			227-378	.601	1054	58.6	341	10					1243	69.1
1960-61	21	538-1200	.448			356-528	.674	960	45.7	363	12					1432	68.2
1961-62	19	505-1113	.454			319-498	.641	885	46.6	416	20					1329	69.9
1962-63	19	458-979	.468			306-455	.673	866	45.6	400	18					1222	64.3
1963-64	20	545-1164	.468			329-517	.636	1071	53.6	385	15					1419	71.0
1964-65	23	609-1310	.465			433-600	.722	1191	51.8	436	19					1651	71.8
1965-66	21	527-1122	.470			343-498	.689	795	37.9	371	16					1397	66.5
1966-67	21	565-1263	.447			339-529	.641	1003	47.8	410	22					1469	70.0
1967-68	22	623-1372	.454			289-440	.657	1024	46.5	390	11					1535	69.8
1968-69	22	607-1458	.416			388-593	.654	1102	50.1	455	17					1602	72.8
1969-70	24	699-1502	.465			408-611	.668	1157	48.2	476	17					1806	75.3
1970-71	22	563-1415	.398			337-564	.598	1081	49.1	440	17					1463	66.5
1971-72	23	622-1452	.428			373-533	.700	1052	45.7	412	15					1617	70.3
1972-73	22	624-1456	.429			245-365	.671	1006	45.7	396	23					1493	67.9
1973-74	24	688-1683	.409			337-511	.659	1224	51.0	420						1713	71.4
1974-75	23	637-1521	.419			265-387	.685	932	40.5	484	18					1539	66.9
1975-76	26	715-1484	.482			462-663	.697	1039	40.0	558	20					1892	72.8
1976-77	25	769-1567	.491			480-643	.747	952	38.1	488	15					2018	80.7
1977-78	27	876-1711	.512			494-701	.705	1199	44.4	508	13					2246	83.2
1978-79	29	895-1739	.515			491-678	.724	1027	35.4	582	18					2281	78.7
1979-80	34	935-1824	.513			622-880	.707	1130	33.2	646	15					2492	73.3
1980-81	29	770-1566	.492			439-686	.640	1054	36.3	601	28	385	541			1979	68.2
1981-82	33	900-1784	.504			645-960	.672	1221	37.0	644	28	407	531	131	252	2445	74.1
1982-83	31	940-1808	.520			504-739	.682	1144	36.9	603	32	476	482	161	245	2384	76.9
1983-84	31	946-1805	.524			518-761	.681	1166	37.6	607	23	462	492	166	274	2410	77.7
1984-85	31	898-1669	.538			518-728	.712	1021	32.9	539	11	430	461	112	258	2314	74.6
1985-86	29	713-1455	.490			487-823	.592	987	34.0	646	16	428	505	100	185	1913	66.0
1986-87	30	824-1715	.480	73-191	.382	452-728	.621	1054	35.1	626	15	378	450	107	243	2173	72.4
1987-88	27	780-1587	.491	107-273	.392	432-672	.643	941	34.9	583	22	391	455	86	218	2099	77.7
1988-89	31	798-1773	.450	101-294	.344	490-741	.661	1162	37.5	584	11	430	495	104	206	2187	70.5
1989-90	28	647-1495	.433	99-301	.329	374-563	.664	957	34.2	439	11	249	433	75	178	1767	63.1
1990-91	30	821-1721	.477	126-348	.362	466-682	.683	1047	34.9	508	19	398	445	65	203	2234	74.5
1991-92	29	731-1640	.446	129-392	.329	559-786	.711	1037	35.8	476	13	405	444	108	223	2150	74.1
1992-93	27	729-1524	.478	135-381	.354	453-660	.686	950	35.2	437	9	480	456	118	233	2046	75.8
1993-94	27	740-1601	.462	73-257	.284	472-655	.721	991	36.7	446	15	419	453	106	180	2025	75.0
1994-95	27	754-1635	.461	131-379	.346	396-585	.677	1028	38.1	497	11	425	417	97	180	2035	75.4
1995-96	29	741-1719	.431	136-411	.331	485-710	.683	1141	39.3	515	11	353	412	176	210	2103	72.5
1996-97	30	770-1690	.456	163-493	.331	617-834	.740	1099	36.6	589	21	410	461	147	231	2320	77.3
1997-98	33	934-2008	.465	210-599	.351	574-835	.687	1247	37.8	652	16	511	504	206	325	2652	80.4
1998-99	30	826-1857	.445	144-483	.298	491-751	.654	1261	42.0	615	9	512	527	220	243	2287	76.2
1999-00	31	846-1877	.451	147-427	.344	604-833	.725	1272	41.0	607	14	529	557	216	233	2443	78.8
2000-01	33	912-1896	.481	159-415	.383	566-822	.689	1239	37.5	717	23	481	557	183	259	2549	77.2
2001-02	30	728-1674	.435	148-441	.336	528-761	.694	1096	36.5	686	31	417	555	153	238	2132	71.1
2002-03	29	758-1645	.461	166-453	.366	492-687	.716	1027	35.4	590	20	477	445	126	238	2174	75.0
2003-04	29	750-1690	.444	156-451	.346	422-645	.654	1109	38.2	586	21	434	457	161	223	2078	71.7
2004-05	31	778-1748	.445	152-417	.365	513-725	.708	1129	36.4	626	21	454	474	187	203	2221	71.6
2005-06	31	881-1835	.480	196-488	.402	517-748	.691	1140	36.8	576	9	481	468	128	239	2475	79.8
2006-07	30	646-1583	.408	110-396	.278	356-617	.577	1047	34.9	611	26	308	536	143	180	1758	58.6
2007-08	32	753-1739	.433	183-581	.315	410-591	.694	1114	34.8	683	29	432	559	108	248	2099	65.6
2008-09	31	637-1541	.413	174-524	.332	482-732	.658	1026	33.1	615	11	378	486	91	205	1930	62.3
2009-10	31	700-1667	.420	227-619	.367	423-621	.681	1041	33.6	614	12	421	420	90	246	2050	66.1
2010-11	37	1048-2200	.476	298-795	.375	528-804	.657	1340	36.2	665	12	645	468	122	278	2922	79.0
2011-12	33	1021-2033	.502	254-656	.387	440-617	.713	1148	34.8	559	9	638	414	71	241	2736	82.9
2012-13	30	860-1883	.457	262-699	.375	453-589	.769	1085	36.2	516	13	474	364	90	203	2435	81.2

# Opponent Year-By-Year Team Statistics

Year	G	FG-FGA	FG%	3FG-3FGA	3FG%	FT-FTA	FT%	REB	AVG	PF	D	AST	TO	BLK	STL	PTS	AVG
1952-53	20	404-1370	.295			341-582	.586	577	28.9	416	21					1149	57.5
1953-54	21	451-1350	.334			478-699	.684	993	47.3	456	34					1380	65.7
1954-55	21	475-1301	.365			412-661	.623	987	47.0	428	16					1362	64.9
1955-56	22	610-1524	.400			428-611	.700	1120	50.9	447	15					1648	74.9
1956-57	20	514-1355	.379			351-541	.649	936	46.8	367	15					1389	69.5
1957-58	24	559-1433	.390			409-635	.644	1084	45.2	460	19					1527	63.6
1958-59	21	464-1236	.375			383-542	.707	769	36.6	379	18					1311	62.4
1959-60	18	371-1064	.349			296-506	.585	682	37.9	276	8					1038	57.7
1960-61	21	541-1328	.407			331-504	.657	834	39.7	378	11					1413	67.3
1961-62	19	449-1166	.385			392-583	.672	806	42.4	379	16					1290	67.9
1962-63	19	425-1071	.397			329-533	.617	654	34.4	362	18					1179	62.1
1963-64	20	471-1161	.406			328-503	.652	602	30.1	410	20					1270	63.5
1964-65	23	619-1378	.449			357-536	.666	705	30.7	456	18					1595	69.3
1965-66	21	621-1282	.484			296-432	.685	752	35.8	389	12					1538	73.2
1966-67	21	526-1220	.431			360-547	.658	766	36.5	403	13					1412	67.2
1967-68	22	553-1365	.405			370-520	.712	838	38.1	371	12					1476	67.1
1968-69	22	543-1225	.443			443-627	.707	820	37.3	470	16					1529	69.5
1969-70	24	666-1554	.429			497-685	.726	925	38.5	470	22					1829	76.2
1970-71	22	591-1355	.436			385-654	.589	965	43.9	443	20					1567	71.2
1971-72	23	682-1594	.428			389-551	.706	972	42.3	407	13					1753	76.2
1972-73	22	644-1431	.450			280-419	.668	872	39.6	402	12					1568	71.3
1973-74	24	799-1717	.465			263-404	.651	960	40.0							1861	77.5
1974-75	23	752-1556	.483			338-487	.694	1027	44.7	443	12					1842	80.1
1975-76	26	775-1650	.470			364-571	.637	976	37.5	565	26					1914	73.6
1976-77	25	803-1537	.522			348-500	.696	850	34.0	564	22					1954	78.2
1977-78	27	875-1814	.482			353-510	.692	986	36.5	608	30					2103	77.9
1978-79	29	824-1812	.455			398-580	.686	970	33.4	636	28					2046	70.6
1979-80	34	885-2003	.442			421-627	.671	1103	32.4	744	37					2191	64.4
1980-81	29	798-1707	.467			481-687	.700	974	33.6	623	27	418	400			2077	71.6
1981-82	33	868-1879	.462			446-667	.669	1055	32.0	774	41	457	535	104	228	2182	66.1
1982-83	31	847-1888	.449			458-670	.684	1062	34.3	634	7	488	471			2152	69.4
1983-84	31	847-1900	.446			457-673	.679	1063	34.3	621	11	460	469	89	221	2151	69.4
1984-85	31	858-1767	.486			375-568	.660	929	30.0	621	14	453	446	82	214	2091	67.5
1985-86	29	772-1448	.533			475-761	.624	891	30.7	705	8	451	414	66	245	2019	69.6
1986-87	30	805-1756	.458	80-193	.415	488-678	.720	1110	37.0	639	21	447	456	67	191	2178	72.6
1987-88	27	798-1667	.479	111-265	.419	484-674	.718	1003	37.1	555	15	494	423	59	184	2191	81.1
1988-89	31	829-1877	.442	137-340	.403	419-579	.724	1095	35.3	616	21	538	411	95	216	2214	71.4
1989-90	28	721-1565	.461	117-297	.394	343-495	.693	944	33.7	520	15	398	386	102	217	1902	67.9
1990-91	30	807-1761	.458	152-425	.358	413-583	.708	989	33.0	577	15	419	446	90	190	2179	72.6
1991-92	29	820-1772	.463	208-510	.408	347-494	.702	1020	35.2	620	14	436	458	101	231	2195	75.7
1992-93	27	775-1736	.446	159-452	.352	296-441	.671	1001	37.1	522	12	424	422	78	250	2005	74.3
1993-94	27	841-1800	.467	218-562	.388	333-482	.691	1001	37.1	526	10	508	380	88	231	2233	82.7
1994-95	27	755-1667	.453	192-512	.375	378-539	.701	977	36.2	530	14	440	410	85	191	2080	77.0
1995-96	29	711-1800	.395	178-549	.324	375-559	.671	1144	39.4	605	22	399	439	90	189	1975	68.1
1996-97	30	727-1723	.422	156-473	.330	489-706	.693	1050	35.0	677	30	365	500	86	242	2099	70.0
1997-98	33	787-1923	.409	179-529	.338	542-777	.698	1234	37.4	701	29	411	639	75	232	2295	69.5
1998-99	30	770-1906	.404	172-486	.354	518-781	.663	1200	40.0	631	16	390	490	112	286	2230	74.3
1999-00	31	841-2012	.418	176-535	.329	495-721	.687	1181	38.1	666	19	409	510	117	303	2353	75.9
2000-01	33	809-1941	.417	176-536	.328	581-865	.672	1170	35.5	707	21	431	548	97	262	2375	72.0
2001-02	30	697-1728	.403	175-506	.346	603-835	.722	1053	35.1	645	21	370	486	103	267	2172	72.4
2002-03	29	689-1641	.420	167-502	.333	528-728	.725	1026	35.4	626	20	370	455	80	215	2073	71.5
2003-04	29	745-1770	.421	206-582	.354	475-675	.704	1089	37.6	578	20	438	397	88	225	2171	74.9
2004-05	31	744-1812	.411	213-623	.342	510-719	.709	1125	36.3	619	21	433	460	105	239	2211	71.3
2005-06	31	790-1826	.433	199-585	.340	459-621	.739	1067	34.4	660	21	406	503	82	227	2238	72.2
2006-07	30	716-1623	.441	174-516	.337	490-714	.686	1064	35.5	564	10	392	418	116	291	2096	69.9
2007-08	32	712-1679	.424	233-647	.360	552-792	.697	1094	34.2	569	14	414	539	128	255	2209	69.0
2008-09	31	656-1567	.419	188-577	.326	457-649	.704	1009	32.5	649	24	348	487	106	243	1957	63.1
2009-10	31	629-1575	.399	163-500	.326	500-745	.671	1113	35.9	558	12	323	504	145	224	1921	62.0
2010-11	37	926-2094	.442	235-658	.357	492-716	.687	1255	33.9	709	15	460	544	128	238	2579	69.7
2011-12	33	885-1962	.451	237-669	.354	393-565	.696	1126	34.1	584	10	474	530	105	181	2400	72.7
2012-13	30	828-1840	.450	239-640	.373	390-595	.655	1101	36.7	512	8	460	431	134	164	2285	76.2

# Single Season Team Records - Iona Highs

## Games Played

Rnk.	Year	GP
1.)	2010-11	37
2.)	1979-80	34
3.)	2011-12	32
	2000-01	33
	1997-98	33
	1981-82	33
7.)	2007-08	32
8.)	Nine Times	31

## Free Throws Made

Rnk.	Year	FT
1.)	1981-82	645
2.)	1979-80	622
3.)	1996-97	617
4.)	1999-00	604
5.)	1997-98	574
6.)	2000-01	566
7.)	1991-92	559
8.)	2010-11	528
9.)	2001-02	528
10.)	Twice	518

## Assists

Rnk.	Year	Ast
1.)	2010-11	645
2.)	2011-12	638
3.)	1999-00	529
4.)	1998-99	512
5.)	1997-98	511
6.)	2000-01	481
7.)	2005-06	481
8.)	1992-93	480
9.)	2002-03	477
10.)	1982-83	476
11.)	2012-13	474

## Points / Game

Rnk.	Year	PPG
1.)	1977-78	83.2
2.)	2011-12	82.9
3.)	2012-13	81.2
4.)	1976-77	80.7
5.)	1997-98	80.4
6.)	2005-06	79.8
7.)	2010-11	79.0
8.)	1999-00	78.8
9.)	1978-79	78.7
10.)	1983-84	77.7

## Steals / Game

Rnk.	Year	SPG
1.)	1997-98	9.8
2.)	1983-84	8.8
3.)	1992-93	8.6
4.)	1984-85	8.3
5.)	2002-03	8.2
6.)	1998-99	8.1
7.)	1986-87	8.1
8.)	1987-88	8.1
9.)	2009-10	7.9
10.)	2001-02	7.9

## Field Goals

Rnk.	Year	FG
1.)	2010-11	1,048
2.)	2011-12	1,021
3.)	1983-84	946
4.)	1982-83	940
5.)	1979-80	935
6.)	1997-98	934
7.)	2000-01	912
8.)	1981-82	900
9.)	1984-85	898
10.)	1978-79	895

## Free Throw Percentage

Rnk.	Year	FT%
1.)	2012-13	.769
2.)	1976-77	.747
3.)	1996-97	.740
4.)	1999-00	.725
5.)	1978-79	.724
6.)	1964-65	.722
7.)	1993-94	.721
8.)	1952-53	.718
9.)	2011-12	.716
10.)	2002-03	.716

## Turnovers

Rnk.	Year	TO
1.)	2007-08	559
2.)	1999-00	557
3.)	2000-01	557
4.)	2001-02	555
5.)	1980-81	541
6.)	2006-07	536
7.)	1981-82	531
8.)	1998-99	527
9.)	1985-86	505
10.)	1997-98	504

## Rebounds / Game

Rnk.	Year	RPG
1.)	1954-55	59.5
2.)	1953-54	58.7
3.)	1959-60	58.6
4.)	1956-57	55.3
5.)	1963-64	53.6
6.)	1957-58	52.8
7.)	1952-53	51.8
8.)	1964-65	51.8
9.)	1958-59	51.8
10.)	1955-56	51.3

## Assist-to-Turnover Ratio

Rnk.	Year	A:T
1.)	2011-12	1.56
2.)	2010-11	1.38
3.)	2012-13	1.30
4.)	2002-03	1.07
5.)	1992-93	1.05
6.)	2005-06	1.03
7.)	1994-95	1.02
8.)	1997-98	1.01
9.)	2009-10	1.00
10.)	1982-83	0.99

## Field Goal Percentage

Rnk.	Year	FG%
1.)	1984-85	.538
2.)	1983-84	.524
3.)	1982-83	.520
4.)	1978-79	.515
5.)	1979-80	.513
6.)	1977-78	.512
7.)	1981-82	.504
8.)	2011-12	.502
9.)	1980-81	.492
10.)	1987-88	.491

## Rebounds

Rnk.	Year	Rebounds
1.)	2010-11	1,340
2.)	1999-00	1,272
3.)	1957-58	1,267
4.)	1998-99	1,261
5.)	1954-55	1,250
6.)	1997-98	1,247
7.)	2000-01	1,239
8.)	1953-54	1,232
9.)	1973-74	1,224
10.)	1981-82	1,221

## Blocks

Rnk.	Year	Blocks
1.)	1998-99	220
2.)	1999-00	216
3.)	1997-98	206
4.)	2004-05	187
5.)	2000-01	183
6.)	1995-96	176
7.)	1983-84	166
8.)	1982-83	161
9.)	2003-04	161
10.)	2001-02	153

## Assists / Game

Rnk.	Year	APG
1.)	2011-12	19.3
2.)	1992-93	17.8
3.)	2010-11	17.4
4.)	1998-99	17.1
5.)	1999-00	17.1
6.)	2002-03	16.4
7.)	2012-13	15.8
8.)	1994-95	15.7
9.)	1993-94	15.5
10.)	2005-06	15.5

## Field Goals / Game

Rnk.	Year	FG/G
1.)	1977-78	32.4
2.)	2011-12	30.9
3.)	1978-79	30.9
4.)	1976-77	30.8
5.)	1983-84	30.5
6.)	1982-83	30.3
7.)	1969-70	29.1
8.)	1984-85	29.0
9.)	1987-88	28.9
10.)	2012-13	28.7
	1973-74	28.7

## 3-pt Field Goals

Rnk.	Year	3FG
1.)	2010-11	298
2.)	2012-13	262
3.)	2011-12	254
4.)	2009-10	227
5.)	1997-98	210
6.)	2005-06	196
7.)	2007-08	183
8.)	2008-09	174
9.)	2002-03	166
10.)	1996-97	163

## Fouls

Rnk.	Year	Fouls
1.)	2000-01	717
2.)	2001-02	686
3.)	2007-08	683
4.)	2010-11	665
5.)	1997-98	652
6.)	1979-80	646
7.)	1985-86	646
8.)	1981-82	644
9.)	2004-05	626
10.)	1986-87	626

## Steals

Rnk.	Year	Steals
1.)	1997-98	325
2.)	2010-11	278
3.)	1983-84	274
4.)	2000-01	259
5.)	1984-85	258
6.)	1981-82	252
7.)	2007-08	248
8.)	2009-10	246
9.)	1982-83	245
10.)	1998-99	243

## Turnovers / Game

Rnk.	Year	TOPG
1.)	1980-81	18.7
2.)	2001-02	18.5
3.)	1999-00	18.0
4.)	2006-07	17.9
5.)	1998-99	17.6
6.)	2007-08	17.5
7.)	1985-86	17.4
8.)	1992-93	16.9
9.)	2000-01	16.9
10.)	1987-88	16.9

## 3-pt FG / Game

Rnk.	Year	3FG/G
1.)	2012-13	8.7
2.)	2010-11	8.1
3.)	2011-12	7.7
4.)	2009-10	7.3
5.)	1997-98	6.4
6.)	2005-06	6.3
7.)	2002-03	5.7
8.)	2007-08	5.7
9.)	2008-09	5.6
10.)	1996-97	5.4

## 3-pt Field Goal Pct

Rnk.	Year	3FG%
1.)	2005-06	.402
3.)	1987-88	.392
2.)	2011-12	.387
4.)	2000-01	.383
5.)	1986-87	.382
6.)	2012-13	.375
	2010-11	.375
8.)	2009-10	.367
9.)	2002-03	.366
10.)	2004-05	.365

## Disqualifications

Rnk.	Year	DQ
1.)	1982-83	32
2.)	2001-02	31
3.)	2007-08	29
4.)	1981-82	28
5.)	1980-81	28
6.)	2006-07	26
7.)	2000-01	23
8.)	1983-84	23
9.)	1972-73	23
10.)	1987-88	22

## Points

Rnk.	Year	Points
1.)	2010-11	2,922
2.)	2011-12	2,735
3.)	1997-98	2,652
4.)	2000-01	2,549
5.)	1979-80	2,492
6.)	2005-06	2,475
7.)	1981-82	2,445
8.)	1999-00	2,443
9.)	2012-13	2,435
10.)	1983-84	2,410

## Blocks / Game

Rnk.	Year	BPG
1.)	1998-99	7.3
2.)	1999-00	7.0
3.)	1997-98	6.2
4.)	1995-96	6.1
5.)	2004-05	6.0
6.)	2003-04	5.6
7.)	2000-01	5.5
8.)	1983-84	5.4
9.)	1982-83	5.2
10.)	2001-02	5.1

## Free Throws / Game

Rnk.	Year	FT/G
1.)	1952-53	22.5
2.)	1955-56	21.6
3.)	1953-54	21.3
4.)	1996-97	20.6
5.)	1954-55	20.1
6.)	1981-82	19.5
7.)	1999-00	19.5
8.)	1991-92	19.3
9.)	1956-57	19.3
10.)	1976-77	19.2

# Single Season Team Records - Iona Lows

## Games Played

Rnk.	Year	GP
1.)	1959-60	18
2.)	1962-63	19
3.)	1961-62	19
4.)	1963-64	20
	1956-57	20
	1952-53	20
7.)	Six Times	21

## Free Throws Made

Rnk.	Year	FT
1.)	1959-60	227
2.)	1972-73	245
3.)	1974-75	265
4.)	1967-68	289
5.)	1962-63	306
6.)	1961-62	319
7.)	1963-64	329
8.)	1958-59	334
9.)	1970-71	337
10.)	1973-74	337

## Assists

Rnk.	Year	Ast
1.)	1989-90	249
2.)	2006-07	308
3.)	1995-96	353
4.)	2008-09	378
5.)	1986-87	378
6.)	1980-81	385
7.)	1987-88	391
8.)	1990-91	398
9.)	1991-92	405
10.)	1981-82	407

## Points / Game

Rnk.	Year	PPG
1.)	2006-07	58.6
2.)	2008-09	62.3
3.)	1989-90	63.1
4.)	1962-63	64.3
5.)	2007-08	65.6
6.)	1954-55	65.6
7.)	1985-86	66.0
8.)	2009-10	66.1
9.)	1970-71	66.5
10.)	1965-66	66.5

## Steals / Game

Rnk.	Year	SPG
1.)	2006-07	6.0
2.)	1989-90	6.4
3.)	1985-86	6.4
4.)	2004-05	6.5
5.)	2008-09	6.6
6.)	1988-89	6.6
7.)	1994-95	6.7
8.)	1993-94	6.7
<b>9.)</b>	<b>2012-13</b>	<b>6.8</b>
10.)	1990-91	6.8

## Field Goals

Rnk.	Year	FG
1.)	1962-63	458
2.)	1954-55	478
3.)	1953-54	487
4.)	1961-62	505
5.)	1959-60	508
6.)	1965-66	527
7.)	1960-61	538
8.)	1958-59	542
9.)	1952-53	542
10.)	1963-64	545

## Free Throw Percentage

Rnk.	Year	FT%
1.)	1954-55	.562
2.)	2006-07	.577
3.)	1985-86	.592
4.)	1970-71	.598
5.)	1959-60	.601
6.)	1957-58	.611
7.)	1956-57	.618
8.)	1986-87	.621
9.)	1953-54	.624
10.)	1958-59	.624

## Turnovers

Rnk.	Year	TO
<b>1.)</b>	<b>2012-13</b>	<b>364</b>
1.)	2011-12	414
2.)	1995-96	412
3.)	1994-95	417
4.)	2009-10	420
5.)	1989-90	433
6.)	1991-92	444
7.)	1990-91	445
8.)	2002-03	445
9.)	1986-87	450

## Rebounds / Game

Rnk.	Year	RPG
1.)	1984-85	32.9
2.)	2008-09	33.1
3.)	1979-80	33.2
4.)	2009-10	33.6
5.)	1985-86	34.0
6.)	1989-90	34.2
7.)	2011-12	34.8
8.)	2007-08	34.8
9.)	1987-88	34.9
10.)	2006-07	34.9

## Assist-to-Turnover Ratio

Rnk.	Year	A:T
1.)	2006-07	0.57
2.)	1989-90	0.58
3.)	1980-81	0.71
4.)	2001-02	0.75
5.)	1981-82	0.77
6.)	2007-08	0.77
7.)	2008-09	0.78
8.)	1986-87	0.84
9.)	1985-86	0.85
10.)	1995-96	0.86

## Field Goal Percentage

Rnk.	Year	FG%
1.)	1954-55	.365
2.)	1953-54	.368
3.)	1955-56	.377
4.)	1957-58	.389
5.)	1970-71	.398
6.)	2006-07	.408
7.)	1973-74	.409
8.)	1952-53	.412
9.)	2008-09	.413
10.)	1956-57	.414

## Rebounds

Rnk.	Year	Rebounds
1.)	1965-66	795
2.)	1962-63	866
3.)	1961-62	885
4.)	1974-75	932
5.)	1987-88	941
6.)	1992-93	950
7.)	1976-77	952
8.)	1989-90	957
9.)	1960-61	960
10.)	1985-86	987

## Blocks

Rnk.	Year	Blocks
1.)	1990-91	65
2.)	2011-12	71
3.)	1989-90	75
4.)	1987-88	86
<b>5.)</b>	<b>2012-13</b>	<b>90</b>
	2009-10	90
7.)	2008-09	91
8.)	1994-95	97
9.)	1985-86	100
10.)	1988-89	104

## Assists / Game

Rnk.	Year	APG
1.)	1989-90	8.9
2.)	2006-07	10.3
3.)	1995-96	12.2
4.)	2008-09	12.2
5.)	1981-82	12.3
6.)	1986-87	12.6
7.)	1990-91	13.3
8.)	1980-81	13.3
9.)	2007-08	13.5
10.)	2009-10	13.6

## Field Goals / Game

Rnk.	Year	FG/G
1.)	2008-09	20.5
2.)	2006-07	21.5
3.)	2009-10	22.6
4.)	1954-55	22.8
5.)	1989-90	23.1
6.)	1953-54	23.2
7.)	2007-08	23.5
8.)	1962-63	24.1
9.)	2001-02	24.3
10.)	1985-86	24.6

## 3-pt Field Goals

Rnk.	Year	3FG
1.)	1993-94	73
2.)	1986-87	73
3.)	1989-90	99
4.)	1988-89	101
5.)	1987-88	107
6.)	2006-07	110
7.)	1990-91	126
8.)	1991-92	129
9.)	1994-95	131
10.)	1992-93	135

## Fouls

Rnk.	Year	Fouls
1.)	1956-57	313
2.)	1959-60	341
3.)	1960-61	363
4.)	1965-66	371
5.)	1958-59	373
6.)	1955-56	380
7.)	1952-53	381
8.)	1963-64	385
9.)	1967-68	390
10.)	1954-55	394

## Steals

Rnk.	Year	Steals
1.)	1989-90	178
2.)	1994-95	180
3.)	1993-94	180
4.)	2006-07	180
5.)	1985-86	185
<b>6.)</b>	<b>2012-13</b>	<b>203</b>
	1990-91	203
	2004-05	203
9.)	2008-09	205
10.)	1988-89	206
11.)	1995-96	210

## Turnovers / Game

Rnk.	Year	TOPG
1.)	2012-13	12.1
<b>2.)</b>	<b>2011-12</b>	<b>12.5</b>
3.)	2010-11	12.6
4.)	2009-10	13.5
5.)	1995-96	14.2
6.)	1990-91	14.8
7.)	1984-85	14.9
8.)	1986-87	15.0
9.)	2005-06	15.1
10.)	1997-98	15.3

## 3-pt FG / Game

Rnk.	Year	3FG/G
1.)	1986-87	2.4
2.)	1993-94	2.7
3.)	1988-89	3.3
4.)	1989-90	3.5
5.)	2006-07	3.7
6.)	1987-88	4.0
7.)	1990-91	4.2
8.)	1991-92	4.4
9.)	1995-96	4.7
10.)	1999-00	4.7

## 3-pt Field Goal Pct

Rnk.	Year	3FG%
1.)	2006-07	.278
2.)	1993-94	.284
3.)	1998-99	.298
4.)	2007-08	.315
5.)	1989-90	.329
6.)	1991-92	.329
7.)	1996-97	.331
8.)	1995-96	.331
9.)	2008-09	.332
10.)	2001-02	.336

## Disqualifications

Rnk.	Year	DQ
<b>1.)</b>	<b>2011-12</b>	<b>7</b>
2.)	1992-93	9
	2005-06	9
	1998-99	9
5.)	1956-57	10
	1959-60	10
7.)	Seven Times	11

## Points

Rnk.	Year	Points
1.)	1962-63	1,222
2.)	1959-60	1,243
3.)	1961-62	1,329
4.)	1954-55	1,378
5.)	1965-66	1,397
6.)	1958-59	1,418
7.)	1963-64	1,419
8.)	1953-54	1,422
9.)	1960-61	1,432
10.)	1970-71	1,463

## Blocks / Game

Rnk.	Year	BPG
1.)	2011-12	2.2
2.)	1990-91	2.2
3.)	1989-90	2.7
4.)	2009-10	2.9
5.)	2008-09	2.9
<b>6.)</b>	<b>2012-13</b>	<b>3.0</b>
7.)	1987-88	3.2
8.)	2010-11	3.3
9.)	1988-89	3.4
10.)	2007-08	3.4

## Free Throws / Game

Rnk.	Year	FT/G
1.)	1972-73	11.1
2.)	1974-75	11.5
3.)	2006-07	11.9
4.)	1959-60	12.6
5.)	2007-08	12.8
6.)	1967-68	13.1
<b>7.)</b>	<b>2011-12</b>	<b>13.3</b>
8.)	1989-90	13.4
9.)	2009-10	13.6
10.)	1973-74	14.0

# Single Season Team Records - Opponent Highs

## Games Played

Rnk.	Year	GP
1.)	2010-11	37
2.)	1979-80	34
3.)	2011-12	33
4.)	2000-01	33
	1997-98	33
	1981-82	33
7.)	2007-08	32
8.)	Nine Times	31

## Free Throws Made

Rnk.	Year	FT
1.)	2001-02	603
2.)	2000-01	581
3.)	2007-08	552
4.)	1997-98	542
5.)	2002-03	528
6.)	1998-99	518
7.)	2004-05	510
8.)	2009-10	500
9.)	1969-70	497
10.)	1999-00	495

## Assists

Rnk.	Year	Ast
1.)	1988-89	538
2.)	1993-94	508
3.)	1987-88	494
4.)	1982-83	488
5.)	2011-12	474
6.)	2012-13	460
	2010-11	460
	1983-84	460
9.)	1981-82	457
10.)	1984-85	453

## Points / Game

Rnk.	Year	PPG
1.)	1993-94	82.7
2.)	1987-88	81.1
3.)	1974-75	80.1
4.)	1976-77	78.2
5.)	1977-78	77.9
6.)	1973-74	77.5
7.)	1994-95	77.0
8.)	2012-13	76.2
9.)	1971-72	76.2
10.)	1969-70	76.2

## Steals / Game

Rnk.	Year	SPG
1.)	1999-00	9.8
2.)	2006-07	9.7
3.)	1998-99	9.5
4.)	1992-93	9.3
5.)	2001-02	8.9
6.)	1993-94	8.6
7.)	1985-86	8.4
8.)	1996-97	8.1
9.)	2007-08	8.0
10.)	1991-92	8.0

## Field Goals

Rnk.	Year	FG
1.)	2010-11	926
2.)	2011-12	885
	1979-80	885
4.)	1977-78	875
5.)	1981-82	868
6.)	1984-85	858
7.)	1983-84	847
	1982-83	847
9.)	1993-94	841
	1999-00	841

## Free Throw Percentage

Rnk.	Year	FT%
1.)	2005-06	.739
2.)	1969-70	.726
3.)	2002-03	.725
4.)	1988-89	.724
5.)	2001-02	.722
6.)	1986-87	.720
7.)	1987-88	.718
8.)	1967-68	.712
9.)	2004-05	.709
10.)	1990-91	.708

## Turnovers

Rnk.	Year	TO
1.)	1997-98	639
2.)	2000-01	548
3.)	2010-11	544
4.)	2007-08	539
5.)	1981-82	535
6.)	2011-12	530
7.)	1999-00	510
8.)	2009-10	504
9.)	2005-06	503
10.)	1996-97	500

## Rebounds / Game

Rnk.	Year	RPG
1.)	1955-56	50.9
2.)	1953-54	47.3
3.)	1954-55	47.0
4.)	1956-57	46.8
5.)	1957-58	45.2
6.)	1974-75	44.7
7.)	1970-71	43.9
8.)	1961-62	42.4
9.)	1971-72	42.3
10.)	1973-74	40.0

## Assist-to-Turnover Ratio

Rnk.	Year	A:T
1.)	1993-94	1.34
2.)	1988-89	1.31
3.)	1987-88	1.17
4.)	2003-04	1.10
5.)	1985-86	1.09
6.)	2012-13	1.07
	1994-95	1.07
8.)	1980-81	1.05
9.)	1982-83	1.04
10.)	1989-90	1.03

## Field Goal Percentage

Rnk.	Year	FG%
1.)	1985-86	.533
2.)	1976-77	.522
3.)	1984-85	.486
4.)	1965-66	.484
5.)	1974-75	.483
6.)	1977-78	.482
7.)	1987-88	.479
8.)	1975-76	.470
9.)	1980-81	.467
10.)	1993-94	.467

## Rebounds

Rnk.	Year	Rebounds
1.)	2010-11	1,255
2.)	1997-98	1,234
3.)	1998-99	1,200
4.)	1999-00	1,181
5.)	2000-01	1,170
6.)	1995-96	1,144
7.)	2011-12	1,126
8.)	2004-05	1,125
9.)	1955-56	1,120
10.)	2009-10	1,113

## Blocks

Rnk.	Year	Blocks
1.)	2009-10	145
2.)	2012-13	130
3.)	2010-11	128
4.)	2007-08	128
5.)	1999-00	117
6.)	2006-07	116
7.)	1998-99	112
8.)	2008-09	106
9.)	2004-05	105
10.)	1981-82	104

## Assists / Game

Rnk.	Year	APG
1.)	1993-94	18.8
2.)	1987-88	18.3
3.)	1988-89	17.4
4.)	1994-95	16.3
5.)	1982-83	15.7
6.)	1992-93	15.7
7.)	1985-86	15.6
8.)	2012-13	15.3
9.)	2003-04	15.1
10.)	1991-92	15.0

## Field Goals / Game

Rnk.	Year	FG/G
1.)	1973-74	33.3
2.)	1974-75	32.7
3.)	1977-78	32.4
4.)	1976-77	32.1
5.)	1993-94	31.1
6.)	1975-76	29.8
7.)	1971-72	29.7
8.)	1965-66	29.6
9.)	1987-88	29.6
10.)	1972-73	29.3

## 3-pt Field Goals

Rnk.	Year	3FG
1.)	2012-13	239
3.)	2011-12	237
1.)	2010-11	235
2.)	2007-08	233
4.)	1993-94	218
5.)	2004-05	213
6.)	1991-92	208
7.)	2003-04	206
8.)	2005-06	199
9.)	1994-95	192
10.)	2008-09	188

## Fouls

Rnk.	Year	Fouls
1.)	1981-82	774
2.)	1979-80	744
3.)	2010-11	709
4.)	2000-01	707
5.)	1985-86	705
6.)	1997-98	701
7.)	1996-97	677
8.)	1999-00	666
9.)	2005-06	660
10.)	2008-09	649

## Steals

Rnk.	Year	Steals
1.)	1999-00	303
2.)	2006-07	291
3.)	1998-99	286
4.)	2001-02	267
5.)	2000-01	262
6.)	2007-08	255
7.)	1992-93	250
8.)	1985-86	245
9.)	2008-09	243
10.)	1996-97	242

## Turnovers / Game

Rnk.	Year	TOPG
1.)	1997-98	19.4
2.)	2007-08	16.8
3.)	1996-97	16.7
4.)	2000-01	16.6
5.)	1999-00	16.5
6.)	1998-99	16.3
7.)	2009-10	16.3
8.)	2005-06	16.2
9.)	1981-82	16.2
10.)	2001-02	16.2

## 3-pt FG / Game

Rnk.	Year	3FG/G
1.)	2012-13	8.7
2.)	1993-94	8.1
3.)	2007-08	7.3
4.)	2011-12	7.2
5.)	1991-92	7.2
6.)	1994-95	7.1
7.)	2003-04	7.1
8.)	2004-05	6.9
9.)	2005-06	6.4
10.)	2010-11	6.4

## 3-pt Field Goal Pct

Rnk.	Year	3FG%
1.)	1987-88	.419
2.)	1986-87	.415
3.)	1991-92	.408
4.)	1988-89	.403
5.)	1989-90	.394
6.)	1993-94	.388
7.)	1994-95	.375
8.)	2012-13	.373
9.)	2007-08	.360
10.)	1990-91	.358

## Disqualifications

Rnk.	Year	DQ
1.)	1981-82	41
2.)	1979-80	37
3.)	1953-54	34
4.)	1996-97	30
5.)	1977-78	30
6.)	1997-98	29
7.)	1978-79	28
8.)	1980-81	27
9.)	1975-76	26
10.)	2008-09	24

## Points

Rnk.	Year	Points
1.)	2010-11	2,579
2.)	2011-12	2,400
3.)	2000-01	2,375
4.)	1999-00	2,353
5.)	1997-98	2,295
6.)	2012-13	2,285
7.)	2005-06	2,238
8.)	1993-94	2,233
9.)	1998-99	2,230
10.)	1988-89	2,214

## Blocks / Game

Rnk.	Year	BPG
1.)	2009-10	4.7
2.)	2012-13	4.5
3.)	2007-08	4.0
4.)	2006-07	3.9
5.)	1999-00	3.8
6.)	1998-99	3.7
7.)	1989-90	3.6
8.)	1991-92	3.5
9.)	2010-11	3.5
10.)	2001-02	3.4

## Free Throws / Game

Rnk.	Year	FT/G
1.)	1953-54	22.8
2.)	1969-70	20.7
3.)	1961-62	20.6
4.)	1968-69	20.1
5.)	2001-02	20.1
6.)	1954-55	19.6
7.)	1955-56	19.5
8.)	1958-59	18.2
9.)	2002-03	18.2
10.)	1987-88	17.9

# Single Season Team Records - Opponent Lows

## Games Played

Rnk.	Year	GP
1.)	1959-60	18
2.)	1962-63	19
3.)	1961-62	19
4.)	1963-64	20
	1956-57	20
	1952-53	20
7.)	Six Times	21

## Free Throws Made

Rnk.	Year	FT
1.)	1973-74	263
2.)	1972-73	280
3.)	1992-93	296
4.)	1959-60	296
5.)	1965-66	296
6.)	1963-64	328
7.)	1962-63	329
8.)	1960-61	331
9.)	1993-94	333
10.)	1974-75	338

## Assists

Rnk.	Year	Ast
1.)	2009-10	323
2.)	2008-09	348
3.)	1996-97	365
4.)	2002-03	370
5.)	2001-02	370
6.)	1998-99	390
7.)	2006-07	392
8.)	1989-90	398
9.)	1995-96	399
10.)	2005-06	406

## Points / Game

Rnk.	Year	PPG
1.)	1952-53	57.5
2.)	1959-60	57.7
3.)	2009-10	62.0
4.)	1962-63	62.1
5.)	1958-59	62.4
6.)	2008-09	63.1
7.)	1963-64	63.5
8.)	1957-58	63.6
9.)	1979-80	64.4
10.)	1954-55	64.9

## Steals / Game

Rnk.	Year	SPG
1.)	2012-13	5.5
	2011-12	5.5
3.)	1990-91	6.3
4.)	1986-87	6.4
5.)	2010-11	6.4
6.)	1995-96	6.5
7.)	1987-88	6.8
8.)	1984-85	6.9
9.)	1981-82	6.9
10.)	1988-89	7.0

## Field Goals

Rnk.	Year	FG
1.)	1959-60	371
2.)	1952-53	404
3.)	1962-63	425
4.)	1961-62	449
5.)	1953-54	451
6.)	1958-59	464
7.)	1963-64	471
8.)	1954-55	475
9.)	1956-57	514
10.)	1966-67	526

## Free Throw Percentage

Rnk.	Year	FT%
1.)	1959-60	.585
2.)	1952-53	.586
3.)	1970-71	.589
4.)	1962-63	.617
5.)	1954-55	.623
6.)	1985-86	.624
7.)	1975-76	.637
8.)	1957-58	.644
9.)	1956-57	.649
10.)	1973-74	.651

## Turnovers

Rnk.	Year	TO
1.)	1993-94	380
2.)	1989-90	386
3.)	2003-04	397
4.)	1980-81	400
5.)	1994-95	410
6.)	1988-89	411
7.)	1985-86	414
8.)	2006-07	418
9.)	1992-93	422
10.)	1987-88	423

## Rebounds / Game

Rnk.	Year	RPG
1.)	1952-53	28.9
2.)	1984-85	30.0
3.)	1963-64	30.1
4.)	1964-65	30.7
5.)	1985-86	30.7
6.)	1981-82	32.0
7.)	1979-80	32.4
8.)	2008-09	32.5
9.)	1990-91	33.0
10.)	1978-79	33.4

## Assist-to-Turnover Ratio

Rnk.	Year	A:T
1.)	2009-10	0.64
2.)	1997-98	0.64
3.)	2008-09	0.71
4.)	1996-97	0.73
5.)	2001-02	0.76
6.)	2007-08	0.77
7.)	2000-01	0.79
8.)	1998-99	0.80
9.)	1999-00	0.80
10.)	2005-06	0.81

## Field Goal Percentage

Rnk.	Year	FG%
1.)	1952-53	.295
2.)	1953-54	.334
3.)	1959-60	.349
4.)	1954-55	.365
5.)	1958-59	.375
6.)	1956-57	.379
7.)	1961-62	.385
8.)	1957-58	.390
9.)	1995-96	.395
10.)	1962-63	.397

## Rebounds

Rnk.	Year	Rebounds
1.)	1952-53	577
2.)	1963-64	602
3.)	1962-63	654
4.)	1959-60	682
5.)	1964-65	705
6.)	1965-66	752
7.)	1966-67	766
8.)	1958-59	769
9.)	1961-62	806
10.)	1968-69	820

## Blocks

Rnk.	Year	Blocks
1.)	1987-88	59
2.)	1985-86	66
3.)	1986-87	67
4.)	1997-98	75
5.)	1992-93	78
6.)	2002-03	80
7.)	1984-85	82
8.)	2005-06	82
9.)	1994-95	85
10.)	1996-97	86

## Assists / Game

Rnk.	Year	APG
1.)	2009-10	10.4
2.)	2008-09	11.2
3.)	1996-97	12.2
4.)	2001-02	12.3
5.)	2010-11	12.4
6.)	1997-98	12.5
7.)	2002-03	12.8
8.)	2007-08	12.9
9.)	1998-99	13.0
10.)	2000-01	13.1

## Field Goals / Game

Rnk.	Year	FG/G
1.)	1952-53	20.2
2.)	2009-10	20.3
3.)	1959-60	20.6
4.)	2008-09	21.2
5.)	1953-54	21.5
6.)	1958-59	22.1
7.)	2007-08	22.3
8.)	1962-63	22.4
9.)	1954-55	22.6
10.)	2001-02	23.2

## 3-pt Field Goals

Rnk.	Year	3FG
1.)	1986-87	80
2.)	1987-88	111
3.)	1989-90	117
4.)	1988-89	137
5.)	1990-91	152
6.)	1996-97	156
7.)	1992-93	159
8.)	2009-10	163
9.)	2002-03	167
10.)	1998-99	172

## Fouls

Rnk.	Year	Fouls
1.)	1959-60	276
2.)	1962-63	362
3.)	1956-57	367
4.)	1967-68	371
5.)	1960-61	378
6.)	1958-59	379
7.)	1961-62	379
8.)	1965-66	389
9.)	1972-73	402
10.)	1966-67	403

## Steals

Rnk.	Year	Steals
1.)	2012-13	164
2.)	2011-12	181
3.)	1987-88	184
4.)	1995-96	189
5.)	1990-91	190
6.)	1986-87	191
7.)	1994-95	191
8.)	1984-85	214
9.)	2002-03	215
10.)	1988-89	216

## Turnovers / Game

Rnk.	Year	TOPG
1.)	1988-89	13.3
2.)	2003-04	13.7
3.)	1989-90	13.8
4.)	1980-81	13.8
5.)	2006-07	13.9
6.)	1993-94	14.1
7.)	1985-86	14.3
8.)	2012-13	14.4
9.)	1984-85	14.4
10.)	2010-11	14.7

## 3-pt FG / Game

Rnk.	Year	3FG/G
1.)	1986-87	2.7
2.)	1987-88	4.1
3.)	1989-90	4.2
4.)	1988-89	4.4
5.)	1990-91	5.1
6.)	1996-97	5.2
7.)	2009-10	5.3
8.)	2000-01	5.3
9.)	1997-98	5.4
10.)	1999-00	5.7

## 3-pt Field Goal Pct

Rnk.	Year	3FG%
1.)	1995-96	.324
2.)	2008-09	.326
3.)	2009-10	.326
4.)	2000-01	.328
5.)	1999-00	.329
6.)	1996-97	.330
7.)	2002-03	.333
8.)	2006-07	.337
9.)	1997-98	.338
10.)	2005-06	.340

## Disqualifications

Rnk.	Year	DQ
1.)	1982-83	7
2.)	2012-13	8
	1959-60	8
	1985-86	8
5.)	2011-12	10
	1993-94	10
	2006-07	10
8.)	1960-61	11
	1983-84	11
10.)	Six Times	12

## Points

Rnk.	Year	Points
1.)	1959-60	1,038
2.)	1952-53	1,149
3.)	1962-63	1,179
4.)	1963-64	1,270
5.)	1961-62	1,290
6.)	1958-59	1,311
7.)	1954-55	1,362
8.)	1953-54	1,380
9.)	1956-57	1,389
10.)	1966-67	1,412

## Blocks / Game

Rnk.	Year	BPG
1.)	1987-88	2.2
2.)	1986-87	2.2
3.)	1997-98	2.3
4.)	1985-86	2.3
5.)	1984-85	2.6
6.)	2005-06	2.6
7.)	2002-03	2.8
8.)	1996-97	2.9
9.)	1983-84	2.9
10.)	1992-93	2.9

## Free Throws / Game

Rnk.	Year	FT/G
1.)	1973-74	11.0
2.)	1992-93	11.0
3.)	1991-92	12.0
4.)	1984-85	12.1
5.)	1989-90	12.3
6.)	1993-94	12.3
7.)	1979-80	12.4
8.)	1972-73	12.7
9.)	1995-96	12.9
10.)	2011-12	13.3

# Team Records - Single Season

**Most Victories**

29, 1979-80 (29-5)

**Fewest Victories**

2, 2006-07 (2-28)

**Most Losses**

28, 2006-07 (2-28)

**Fewest Losses**

3, 1952-53 (17-3)

**Most Points**

2,922, 2010-11

**Fewest Points**

1,222, 1962-63

**Most Points Against**

2,579, 2010-11

**Fewest Points Against**

1,038, 1959-60

**Highest Scoring Average**

83.2, 1977-78

**Lowest Scoring Average**

58.6, 2006-07

**Most Field Goals**

1,048, 2010-11

**Most Field Goal Attempts**

2,200, 2010-11

**Highest Field Goal Percentage**

.538 (898-1,669), 1984-85

**Most 3-Point Field Goals**

298, 2010-11

**Most 3-Point Field Goal Attempts**

795, 2010-11

**Highest 3-Point Field Goal Percentage**

.402 (196-488), 2005-06

**Most Free Throws**

645, 1981-82

**Most Free Throw Attempts**

960, 1981-82

**Highest Free Throw Percentage**

.769 (453-589), 2012-13

**Most Rebounds**

1,340, 2010-11

**Highest Rebound Average**

59.5, 1954-55

**Most Assists**

645, 2010-11

**Highest Assist Average**

19.3, 2011-12

**Most Steals**

325, 1997-98

**Highest Steal Average**

9.8, 1997-98

**Most Blocks**

220, 1998-99

**Highest Block Average**

7.3, 1998-99

**Most Fouls**

717, 2000-01

**Most Disqualifications**

32, 1982-83

**Best Start of a Season**

17-1, 1984-85

**Worst Start of a Season**

0-22, 2006-07

**Highest Winning Percentage**

.853 (29-5), 1979-80

**Lowest Winning Percentage**

.067 (2-28), 1974-75

**Most Games**

37, 2010-11

**Fewest Games**

19, 1959-60

**Longest Winning Streak**

17 (1/23/80-3/6/80), 1979-80

**Longest Losing Streak**

22 (11/14/06-2/1/07), 2006-07

**Longest Winning Streak vs. One Team**

28 vs. Wagner (1956-57 to 1993-94)

**Longest Losing Streak vs. One Team**

11 vs. Niagara (1965-66 - 1975-76)

# Team Records - Single Game

**Most Points**

123 vs. Holy Cross (123-113), 2/21/89

**Most Points, Opponent**

120, La Salle (88-120, L), 1/4/92

**Most Points, Both Teams**

236, Defeated Holy Cross (123-113), 2/21/89

**Fewest Points**

27 vs. Cortland (27-49, L), 1947-48

**Fewest Points, Opponent**

22, twice, Bergen (68-22), 1945-46

**Fewest Points, Both Teams**

74, Defeated Queens College (44-30), 1/4/50

**Widest Margin of Victory**

51 vs. Pace (100-49), 12/6/68

**Widest Margin of Defeat**

53, Duquesne (47-100), 1/9/67

**Most Field Goals**

49, Defeated Long Island (117-90), 2/23/77

49, Defeated Pace (113-64), 11/28/78

**Most 3-Point Field Goals**

18, Defeated Liberty (87-69), 12/18/12

18, Defeated Albany (86-65), 11/23/10

**Most Free Throws**

43, Defeated South Florida (107-100), 2/19/77

**Most Rebounds**


81, Defeated Toronto (92-53), 12/4/56

**Most Assists**

31, Lost to La Salle (91-86), 2/22/88

**Longest Game**

65 minutes (5 OT), Defeated Fairfield (102-100), 2/20/82



Tim Welsh coached the Gaels from 1995-1998 and posted the best winning percentage of any Iona head coach (.761). He went on to coach at Providence College for 10 years

**Coaching Records**

Coach	Years	Games	Wins	Losses	Pct.
Bro. Arthur Loftus	1941-1942				
	1946 (3 yrs.)	68	50	18	.735
Pete Caruso	1947 (1 yr.)	23	15	8	.652
Jim McDermott	1948-1973 (26 yrs.)	572	319	253	.558
Gene Roberti	1973-1975 (2 yrs.)	47	15	32	.319
Jim Valvano	1975-1980 (5 yrs.)	141	95	46	.674
Pat Kennedy	1980-1986 (6 yrs.)	184	124	60	.674
Gary Brokaw	1986-1991 (5 yrs.)	146	72	74	.493
Jerry Welsh	1991-1995 (4 yrs.)	110	47	63	.427
Tim Welsh*	1995-1998 (3 yrs.)	92	70	22	.761
Jeff Ruland	1998-2007 (9 yrs.)	244	139	135	.507
Kevin Willard	2007-2010 (3 yrs.)	94	45	49	.479
Tim Cluess	2010-pres (2 yrs.)	100	67	37	.670

\* - Coached 10 games during 1994-95 season on an interim basis.

# All-Time Win-Loss Records

Year	Record	Home	Away	Neutral
1940-41	14-9			
1941-42	19-4			
1945-46	17-5			
1946-47	15-8			
1947-48	12-12			
1948-49	17-8	12-3	5-4	0-1
1949-50	21-4	13-1	3-1	5-2
1950-51	18-8	9-1	6-3	3-4
1951-52	16-10	8-0	5-6	3-4
1952-53	17-3	10-0	1-3	6-0
1953-54	11-10	2-0	4-4	5-6
1954-55	10-11	5-1	2-5	3-5
1955-56	8-14	3-1	2-3	3-10
1956-57	13-7	7-1	2-4	4-2
1957-58	18-6	7-2	5-2	6-2
1958-59	14-7	9-2	4-2	1-3
1959-60	13-5	6-0	4-2	3-3
1960-61	10-11	8-3	0-2	2-6
1961-62	8-11	6-3	2-6	0-2
1962-63	12-7	4-0	4-5	4-2
1963-64	15-5	7-0	2-3	6-2
1964-65	12-11	3-2	2-7	7-2
1965-66	5-16	2-5	2-3	1-8
1966-67	11-10	1-2	7-4	3-4
1967-68	13-9	2-0	5-4	6-5
1968-69	11-11	4-0	3-7	4-4
1969-70	12-12	5-3	5-7	2-2
1970-71	10-12	5-5	5-6	0-1
1971-72	6-17	0-5	3-8	3-4
1972-73	6-16	2-2	2-10	2-4
1973-74	11-13	4-0	4-10	3-3
1974-75	4-19	4-8	0-11	0-0
1975-76	11-15	7-5	4-10	0-0
1976-77	15-10	11-1	3-9	1-0
1977-78	17-10	11-2	5-7	1-1
1978-79	23-6	12-1	6-3	5-2
1979-80	29-5	13-0	9-3	7-2
1980-81	15-14	10-2	3-7	2-5
1981-82	24-9	13-2	5-3	6-4
1982-83	22-9	11-2	7-5	4-2
1983-84	23-8	11-2	7-3	5-3
1984-85	26-5	14-0	6-4	6-1
1985-86	14-15	5-5	4-7	5-3
1986-87	16-14	10-3	4-7	2-4
1987-88	11-16	5-4	4-10	2-2
1988-89	15-16	10-3	5-8	0-5
1989-90	13-15	8-5	4-6	1-4
1990-91	17-13	10-2	5-7	2-4
1991-92	14-15	8-3	4-11	2-1
1992-93	16-11	10-1	4-8	2-2
1993-94	7-20	5-9	2-10	0-1
1994-95	10-17	7-5	3-10	0-2
1995-96	21-8	12-2	9-4	0-2
1996-97	22-8	12-1	10-6	0-1
1997-98	27-6	12-0	12-3	3-3
1998-99	16-14	6-6	9-4	1-4
1999-00	20-11	9-3	8-7	3-1
2000-01	22-11	11-2	6-6	5-3
2001-02	13-17	5-6	5-8	3-3
2002-03	17-12	10-2	4-8	3-2
2003-04	11-18	7-5	2-12	2-1
2004-05	15-16	8-4	3-11	4-1
2005-06	23-8	7-4	11-2	5-2
2006-07	2-28	1-10	1-15	0-3
2007-08	12-20	7-5	5-12	0-3
2008-09	12-19	6-6	5-10	1-3
2009-10	21-10	11-3	9-4	1-3
2010-11	25-12	12-3	11-6	2-3
2011-12	25-8	10-1	11-4	4-3
2012-13	17-13	11-1	5-9	1-3
Total	1,058-793	496-171	309-401	176-183



MAAC	Home	Away	Neutral	Tourney	NCAA	NIT
					0-1	
					1-1	
7-3	4-1	3-2	0-0	3-0		0-1
8-2	3-2	5-0	0-0	1-1		1-1
11-3	6-1	5-2	0-0	3-0	0-1	
11-3	6-0	2-3	3-0	3-0	0-1	
9-5	3-3	4-2	2-0	1-1		
8-6	5-2	3-4	0-0	2-1		
5-9	4-3	1-6	0-0	0-1		
8-6	5-2	3-4	0-0	1-1		
8-8	5-2	3-4	0-2	0-1		
11-5	7-1	4-4	0-0	2-1		
8-8	6-2	2-6	0-0	1-1		
9-5	6-1	3-4	0-0	0-1		
3-11	2-5	1-6	0-0	0-1		
6-8	4-3	2-5	0-0	0-1		
10-4	6-1	4-3	0-0	1-1		0-1
11-3	6-1	5-2	0-0	0-1		0-1
15-3	9-0	6-3	0-0	3-0	0-1	
12-6	5-4	7-2	0-0	0-1		
13-5	7-2	6-3	0-0	3-0	0-1	
12-6	7-2	5-4	0-0	3-0	0-1	
10-8	5-4	5-4	0-0	0-1		
11-7	8-1	3-6	0-0	1-1		
8-10	6-3	2-7	0-0	1-1		
9-9	5-3	3-6	1-0	2-1		
13-5	5-4	8-1	0-0	3-0	0-1	
1-17	1-8	0-9	0-0	0-1		
8-10	5-4	3-6	0-0	0-1		
7-11	4-5	3-6	0-0	0-1		
12-6	6-3	6-3	0-0	0-1		
13-5	8-1	5-4	0-0	2-1		3-1*
15-3	7-1	7-2	1-0	1-1	0-1	
11-7	8-1	3-6	0-0			
303-207	174-76	122-129	7-2	37-24	1-9	1-4

Postseason MAAC Tournament record not included in MAAC overall, MAAC home or MAAC away records. \* = College Insider.com Postseason Tournament

# Overtime Games

Year	Date	Result	Site	Year	Date	Result	Site
1947-48	N/A	St. John's 57 • Iona 55	Bronx, NY		2/26/1989	Iona 73 • St. Peter's 70	New Rochelle, NY
1952-53	12/12/1952	Iona 79 • St. Francis (NY) 75	White Plains, NY		3/4/1989	St. Peter's 77 • Iona 76	E. Rutherford, NJ
1954-55	2/12/1955	Iona 55 • Amherst 52	Amherst, MA	1989-90	12/21/1989	Kent State 72 • Iona 69	New Rochelle, NY
1955-56	2/12/1956	Loyola (IL) 75 • Iona 74	White Plains, NY		2/26/1990	Iona 59 • Fairfield 53	Fairfield, CT
1957-58	2/27/1958 **	Iona 82 • St. Francis (NY) 77	New York, NY	1990-91	1/26/1991	Loyola (MD) 66 • Iona 65	Baltimore, MD
1959-60	2/2/1960	Iona 71 • Seton Hall 68	White Plains, NY		3/3/1991	Iona 95 • Siena 90	Albany, NY
1960-61	1/31/1961	Siena 64 • Iona 59	New Rochelle, NY	1991-92	12/14/1992	Iona 74 • Fordham 73	Bronx, NY
1961-62	1/10/1962 **	St. Peter's 82 • Iona 79	New Rochelle, NY		12/30/1992	Iona 105 • Stetson 102	DeLand, FL
	1/27/1962	Le Moyne 61 • Iona 58	Syracuse, NY	1992-93	1/16/1993	Iona 80 • Fairfield 79	New Rochelle, NY
	2/12/1962	Fairfield 91 • Iona 85	Fairfield, CT		1/23/1993	Niagara 99 • Iona 93	Niagara Falls, NY
	2/22/1962	Detroit 63 • Iona 59	New York, NY	1994-95	3/4/1995	Fairfield 81 • Iona 79	Albany, NY
1962-63	1/26/1963	Iona 60 • Siena 58	Loudonville, NY	1995-96	12/23/1995	Iona 79 • Detroit 76	New Rochelle, NY
1964-65	1/29/1965	N.Y.U. 62 • Iona 60	New York, NY	1996-97	1/8/1997	Iona 85 • Loyola (MD) 78	Baltimore, MD
	1/30/1965	Iona 69 • Fairleigh Dickinson 66	Teaneck, NJ		1/26/1997 **	Iona 91 • Niagara 90	New Rochelle, NY
1965-66	1/8/1966	Fordham 65 • Iona 60	New York, NY		2/6/1997	Manhattan 98 • Iona 89	New Rochelle, NY
1966-67	1/3/1967	Canisius 80 • Iona 71	New York, NY	1997-98	11/15/1997	Iona 95 • Morgan State 92	Baltimore, MD
	1/21/1967	Seton Hall 81 • Iona 74	South Orange, NJ		12/5/1997	Manhattan 64 • Iona 62	Riverdale, NY
	3/4/1967	Rider 66 • Iona 63	New Rochelle, NY		2/1/1998	Iona 83 • Siena 82	New Rochelle, NY
1970-71	1/16/1971	Iona 81 • Scranton 77	Scranton, PA	1998-99	1/8/1999	Iona 82 • Rider 77	New Rochelle, NY
	2/11/1971	Iona 80 • Bridgeport 79	Bridgeport, CT	1999-00	12/23/1999	St. Francis (NY) 100 • Iona 98	Brooklyn Hgts, NY
1971-72	2/26/1972 ***	Le Moyne 90 • Iona 88	Syracuse, NY		1/13/2000	Rider 89 • Iona 84	New Rochelle, NY
1972-73	1/20/1973 **	Seton Hall 91 • Iona 90	South Orange, NJ		1/24/2000	Iona 96 • Siena 92	Albany, NY
	2/12/1973	Iona 70 • Fairfield 65	White Plains, NY	2000-01	12/6/2000	Iona 89 • Fairfield 83	Fairfield, CT
1973-74	12/4/1973	Iona 106 • Siena 98	White Plains, NY		12/28/2000	Iona 100 • Niagara 90	New Rochelle, NY
	1/5/1974	Iona 74 • Hofstra 72	White Plains, NY	2001-02	12/6/2001	Iona 82 • Fairfield 78	Bridgeport, CT
	1/30/1974	Seton Hall 85 • Iona 82	White Plains, NY		1/3/2002	Siena 79 • Iona 70	New Rochelle, NY
1974-75	11/30/1974 **	Iona 94 • Marist 90	New Rochelle, NY		1/9/2002	Rider 82 • Iona 79	New Rochelle, NY
	2/5/1975	Fairfield 71 • Iona 70	New Rochelle, NY	2002-03	12/5/02	Fairfield 83 • Iona 78	Bridgeport, CT
1975-76	12/6/1975	Iona 75 • Columbia 73	New York, NY		2/16/03 **	Iona 80 • Manhattan 77	New Rochelle, NY
	1/5/1976	Iona 67 • William & Mary 64	New Rochelle, NY	2003-04	3/6/04	Niagara 106 • Iona 92	Albany, NY
	2/28/1976	Seton Hall 79 • Iona 78	New Rochelle, NY	2004-05	1/30/05 ***	Canisius 90 • Iona 88	New Rochelle, NY
1976-77	12/1/1976	Siena 95 • Iona 87	Loudonville, NY	2005-06	1/26/06	Iona 71 • Niagara 69	Niagara U., NY
1977-78	2/21/1978	St. Francis (NY) 73 • Iona 72	Brooklyn, NY	2006-07	1/14/07	Fairfield 83 • Iona 76	New Rochelle, NY
1978-79	1/22/1979	Iona 84 • Pittsburgh 79	Uniondale, NY		1/18/07	Canisius 72 • Iona 65	Buffalo, NY
1980-81	1/13/1980	Iona 82 • Wagner 80	New Rochelle, NY		1/23/07	Fairfield 70 • Iona 67	Bridgeport, CT
	1/17/1980	Iona 57 • Holy Cross 56	New Rochelle, NY	2007-08	1/21/08	Rider 68 • Iona 63	Lawrenceville, NJ
	2/21/1980	Iona 68 • Central Con. 66	New Rochelle, NY	2008-09	11/21/08	Wisconsin 60 • Iona 58	St. Thomas, USVI
1981-82	2/20/1982 *****	Iona 102 • Fairfield 100	Fairfield, CT		1/17/09	Iona 78 • Canisius 77	Buffalo, NY
	3/5/1982	Iona 66 • St. Peter's 61	E. Rutherford, NJ		2/7/09	Iona 66 • Marist 65	New Rochelle, NY
1984-85	12/1/1984	Iona 86 • Marist 78	New Rochelle, NY	2009-10	11/27/09	Baylor 72 • Iona 62	Lake Buena Vista, FL
	1/5/1985	Iona 70 • Monmouth 67	W. Long Branch, NJ	2010-11	11/18/10 **	Iona 81 • Richmond 77	New Rochelle, NY
	1/9/1985	Iona 87 • Detroit 82	Detroit, MI		1/3/11	Iona 100 • Rider 96	Lawrenceville, NJ
	1/12/1985	Iona 72 • New Orleans 66	New Orleans, LA		1/30/11	Loyola 88 • Iona 85	Baltimore, MD
1985-86	12/26/1985	St. Bonaventure 74 • Iona 72	New Rochelle, NY	2011-12	11/23/11 **	Iona 104 • Saint Joseph's 99	New Rochelle, NY
1986-87	2/21/1987	Iona 85 • Fairfield 83	New Rochelle, NY		12/7/11	Iona 80 • Denver 78	Denver, CO
1986-87	3/2/1987	Fairfield 73 • Iona 70	East Rutherford, NJ	2012-13	11/16/12	Quinnipiac 98 • Iona 92	St. Thomas USVI
1987-88	11/19/1987	Iona 77 • St. Louis 73	Cork, Ireland		12/15/12	Iona 81 • Georgia 78	Athens, GA
	12/9/1987	Seton Hall 92 • Iona 84	South Orange, NJ		1/31/12	Niagara 93 • Iona 90	Niagara U., NY
	12/21/1987	Texas A&M 78 • Iona 73	San Francisco, CA		2/7/13 **	Marist 105 • Iona 104	New Rochelle, NY
	1/9/1988 **	St. Peter's 81 • Iona 76	New Rochelle, NY		2/15/13 **	Manhattan 74 • Iona 73	Riverdale, NY
	2/13/1988	Iona 79 • Manhattan 76	New Rochelle, NY		** Two Overtimes	*** Three Overtimes	***** Five Overtimes
1988-89	1/28/1989	Iona 65 • Fairfield 60	Fairfield, CT				
	2/21/1989	Iona 123 • Holy Cross 113	New Rochelle, NY				

## Iona In Overtime

Opponent	W	L	Opponent	W	L	Opponent	W	L
Amherst	1	0	Loyola (MD)	1	2	St. Bonaventure	0	1
Baylor	0	1	Manhattan	2	3	St. Francis (NY)	2	2
Bridgeport	1	0	Marist	3	1	St. John's	0	1
Canisius	1	3	Monmouth	1	0	St. Louis	1	0
Central Conn.	1	0	Morgan State	1	0	Stetson	1	0
Columbia	1	0	New Orleans	1	0	Texas A&M	0	1
Denver	1	0	New York University	0	1	Wagner	1	0
Detroit	2	1	Niagara	3	3	William & Mary	1	0
Fairfield	8	7	Pittsburgh	1	0	Wisconsin	0	1
Fairleigh Dickinson	1	0	Quinnipiac	0	1	<b>Totals</b>	<b>53</b>	<b>49</b>
Fordham	1	1	Rider	2	4			
Georgia	1	0	Richmond	1	0			
Hofstra	1	0	Saint Joseph's	1	0			
Holy Cross	2	0	Saint Peter's	1	3			
Kent State	0	1	Scranton	1	0			
LeMoyne	0	2	Seton Hall	1	5			
Loyola (IL)	0	1	Siena	5	3			

# 100+ Point Games

## 100+ Points For (48-3, MAAC: 13-2, H: 33-2, A: 10-1, N: 5-0)

Year	Date	Result	Site
1946-47	N/A	Iona 100 • Patterson Tchrs 57	New Rochelle, NY
1948-49	12/18/48	Iona 100 • Cortland 58	New Rochelle, NY
1951-52	12/28/51	Iona 100 • Bates 77	New Rochelle, NY
1954-55	12/18/54	Iona 100 • Lafayette 68	White Plains, NY
1956-57	2/20/57	Iona 100 • Siena 80	White Plains, NY
1959-60	12/21/59	Iona 100 • Pace 66	New Rochelle, NY
1964-65	12/1/64	Iona 106 • New York Tech 86	New Rochelle, NY
1968-69	12/6/68	Iona 100 • Pace 49	Pleasantville, NY
1969-70	1/10/70	Iona 101 • Saint Peter's 94	New Rochelle, NY
1973-74	12/4/73	Iona 106 • Siena 98	Bronx, NY
1975-76	11/27/75	Iona 106 • Marist 78	New Rochelle, NY
1976-77	11/29/76	Iona 103 • St. Lawrence 95	New Rochelle, NY
	1/29/77	Iona 102 • St. Francis (NY) 84	New Rochelle, NY
	2/19/77	Iona 107 • South Florida 100	New York, NY
	2/23/77	Iona 117 • Long Island 90	New Rochelle, NY
1977-78	12/5/77	Iona 109 • Buffalo 79	New Rochelle, NY
	12/17/77	Iona 105 • Auburn 82	New Rochelle, NY
	1/6/78	Iona 110 • Pace 78	Pleasantville, NY
1978-79	11/25/78	Iona 107 • St. Lawrence 77	New Rochelle, NY
	11/28/78	Iona 113 • Pace 64	New Rochelle, NY
	12/29/78	Iona 103 • Northeastern 88	New Rochelle, NY
1980-81	12/6/80	Iona 105 • Long Island 94	New Rochelle, NY
	1/27/81	Iona 109 • Sacred Heart 83	New Rochelle, NY
1981-82	12/5/81	Iona 110 • Pace 64	New Rochelle, NY
	12/30/81	Iona 101 • CCNY 58	New Rochelle, NY
	2/20/82	Iona 102 • Fairfield 100	Fairfield, CT!
1982-83	1/8/83	Iona 115 • Pace 73	New Rochelle, NY
1984-85	1/3/85	Iona 103 • La Salle 73	Philadelphia, PA!
	1/19/85	Iona 110 • Fairfield 97	New Rochelle, NY!
1987-88	1/14/88	Iona 106 • Holy Cross 91	New Rochelle, NY!
1988-89	2/21/89	Iona 123 • Holy Cross 113	New Rochelle, NY!
1990-91	1/22/91	Duquesne 114 • Iona 107	New York, NY
1991-92	12/21/91	Iona 102 • N.C. State 86	White Plains, NY
	12/30/91	Iona 105 • Stetson 102	Deland, FL
1993-94	12/29/93	Iona 101 • St. Francis (NY) 86	New Rochelle, NY
1994-95	2/9/95	Siena 115 • Iona 103	New Rochelle, NY!
1997-98	1/27/98	Iona 100 • St. Francis (NY) 69	Brooklyn, NY
	2/9/98	Iona 102 • Canisius 66	New Rochelle, NY!
2000-01	11/28/00	Iona 102 • St. Francis (NY) 94	New Rochelle, NY!
	12/2/00	Iona 105 • Bucknell 61	New Rochelle, NY
	12/28/00	Iona 100 • Niagara 90	New Rochelle, NY!
2005-06	2/8/06	Iona 101 • Loyola (Md.) 85	Baltimore, MD!
	3/5/06	Iona 100 • Marist 84	Albany, NY
2010-11	1/14/11	Iona 100 • Rider 96	Lawrenceville, NJ!
	2/16/11	Iona 102 • Manhattan 65	Riverdale, NY!
2011-12	11/23/11	Iona 104 • Saint Joseph's 99	New Rochelle, NY
	11/28/11	Iona 100 • Long Island 84	New Rochelle, NY
	1/8/12	Iona 100 • Marist 78	Poughkeepsie, NY!
	2/2/12	Iona 105 • Canisius 86	New Rochelle, NY!
2012-13	12/13/12	Iona 100 • Norfolk State 72	New Rochelle, NY
	2/7/13	Marist 105 • Iona 104	New Rochelle, NY!

## 100+ Points Against (4-36, MAAC: 2-11, H: 1-5, A: 2-23, N: 1-8)

Year	Date	Result	Site
1955-56	2/8/56	Seton Hall 105 • Iona 87	White Plains, NY
1956-57	12/28/56	Ky.-Wesleyan 105 • Iona 71	Owensboro, KY
1960-61	1/3/61	NYU 100 • Iona 77	White Plains, NY
1967-68	12/9/67	Niagara 100 • Iona 76	Niagara Univ., NY
	1/9/68	Duquesne 100 • Iona 47	Pittsburgh, PA
1968-69	2/15/69	Niagara 104 • Iona 78	New York, NY
1969-70	2/2/70	Jacksonville 110 • Iona 75	Jacksonville, FL
1973-74	12/22/73	Louisiana State 105 • Iona 78	Baton Rouge, LA
1974-75	12/6/74	Hofstra 103 • Iona 81	Hempstead, NY
	2/1/75	Long Island 103 • Iona 80	New Rochelle, NY
	2/14/75	Detroit 111 • Iona 75	Detroit, MI
1976-77	2/19/77	South Florida 100 • Iona 107	New York, NY
1977-78	12/7/77	Holy Cross 105 • Iona 83	New Rochelle, NY
	12/23/77	Kentucky 104 • Iona 65	Lexington, KY
1980-81	12/20/80	Illinois 106 • Iona 84	Knoxville, TN
1981-82	2/20/82	Fairfield 100 • Iona 102	Fairfield, CT!
1983-84	12/4/83	Syracuse 102 • Iona 92	Syracuse, NY
1984-85	1/31/85	Holy Cross 102 • Iona 85	Worcester, MA!
1985-86	11/26/85	North Carolina 110 • Iona 67	Chapel Hill, NC
1986-87	1/28/87	La Salle 100 • Iona 85	New Rochelle, NY!
1987-88	1/28/88	La Salle 101 • Iona 83	Philadelphia, PA!
1988-89	11/26/88	Utah 109 • Iona 75	Anchorage, AK
	12/29/88	Kansas 100 • Iona 67	Lawrence, KS
	2/21/89	Holy Cross 113 • Iona 123	New Rochelle, NY!
1990-91	1/22/91	Duquesne 114 • Iona 107	New York, NY
1991-92	12/30/91	Stetson 102 • Iona 105	Deland, FL
	1/4/92	La Salle 120 • Iona 88	Philadelphia, PA!
1993-94	2/17/94	Siena 108 • Iona 67	Albany, NY!
1994-95	1/19/95	Siena 100 • Iona 81	Albany, NY!
	2/9/95	Siena 115 • Iona 103	New Rochelle, NY!
1995-96	12/29/95	Kentucky 106 • Iona 79	New York, NY
1997-98	2/11/98	Siena 104 • Iona 92	Albany, NY!
1999-00	11/27/99	UCLA 105 • Iona 73	Los Angeles, CA
	12/23/99	St. Francis (NY) 100 • Iona 98	Brooklyn, NY
2000-01	1/15/01	Siena 100 • Iona 71	Albany, NY!
2003-04	12/20/03	Connecticut 104 • Iona 54	Hartford, CT
	1/11/04	Niagara 105 • Iona 87	Niagara Univ., NY!
	3/6/04	Niagara 106 • Iona 92	Albany, NY
2007-08	11/18/07	North Carolina 107 • Iona 72	Chapel Hill, NC
2012-13	2/7/13	Marist 105 • Iona 104	New Rochelle, NY!

\* Overtime • \*\* Two Overtimes • \*\*\*\*\* Five Overtimes • ! MAAC Reg Season Game

Multiple 100+ Point Game Seasons		Multiple 100+ Point Game Seasons		100+ Point Game Superlatives
Year	100+ PF	Year	100+ PA	Iona Points For Last Time:
2011-12	4	2003-04	3	Overall: vs. Marist, 2/7/13
1976-77	4	1988-89	3	At Home: vs. Marist, 2/7/13
2000-01	3	1974-75	3	On Road: at Marist, 1/8/12
1981-82	3	1999-00	2	Neutral Site: vs. Marist, 3/5/06
1978-79	3	1994-95	2	In MAAC: vs. Marist, 2/7/13
1977-78	3	1991-92	2	Vs. Non-C: vs. Norfolk St. 12/13/12
<b>2012-13</b>	<b>2</b>	1977-78	2	No. Gms Since: 6 (2/7/13)
2010-11	2	1967-68	2	<b>Iona Points Against Last Time:</b>
2005-06	2			Overall: vs. Marist, 2/7/13
1997-98	2			At Home: vs. Marist, 2/7/13
1991-92	2			On Road: at UNC, 11/18/07
1984-85	2			Neutral Site: vs. Niagara, 3/6/04
1980-81	2			In MAAC: vs. Marist, 2/7/13
				Vs. Non-Conf: at UNC, 11/18/07
				No. Gms Since: 6 (2/7/13)

# MAAC Records

## Year-By-Year Records

Year	Overall	MAAC	Finish	Tournament
1981-82	24-9	7-3	(3rd)	3-0
1982-83	22-9	8-2	(1st)	1-1
1983-84	23-8	11-3	(3rd)	3-0
1984-85	26-5	11-3	(1st)	3-0
1985-86	14-15	9-5	(2nd)	1-1
1986-87	16-14	8-6	(3rd)	2-1
1987-88	11-16	5-9	(5th)	0-1
1988-89	15-16	8-6	(3rd)	1-1
1989-90	13-15	8-8	(2nd-South)	0-1
1990-91	17-13	11-5	(4th)	2-1
1991-92	14-15	8-8	(6th)	1-1
1992-93	16-11	9-5	(3rd)	0-1
1993-94	7-20	3-11	(7th)	0-1
1994-95	10-17	6-8	(5th)	0-1
1995-96	21-8	10-4	(Tied 1st)	1-1
1996-97	22-8	11-3	(1st)	0-1
1997-98	27-6	15-3	(1st)	3-0

Year	Overall	MAAC	Finish	Tournament
1998-99	16-14	12-6	(3rd)	0-1
1999-00	20-11	13-5	(2nd)	3-0
2000-01	22-11	12-6	(1st)	3-0
2001-02	13-17	10-8	(5th)	0-1
2002-03	17-12	11-7	(5th)	1-1
2003-04	11-18	8-10	(7th)	1-1
2004-05	15-16	9-9	(5th)	2-1
2005-06	23-8	13-5	(2nd)	3-0
2006-07	2-28	1-17	(10th)	0-1
2007-08	12-20	8-10	(7th)	0-1
2008-09	12-19	7-11	(7th)	0-1
2009-10	21-10	12-6	(3rd)	0-1
2010-11	25-12	13-5	(Tied 2nd)	2-1
2011-12	25-7	15-3	(1st)	1-1
Totals	532-408 (.566)	292-200 (.593)		37-24 (.607)

## All-MAAC Selections

Year	Player
1981-82	All-MAAC – Steve Burttt All-MAAC – Gary Springer
<b>1982-83</b>	<b>All-MAAC – Steve Burttt (Player of the Year)</b> All-MAAC – Gary Springer
<b>1983-84</b>	<b>1st Team – Steve Burttt (Player of the Year)</b> 2nd Team – Gary Springer 3rd Team – Tony Hargraves
1984-85	All-MAAC – Rory Grimes All-MAAC – Tony Hargraves <b>All-Rookie – Richie Simmonds (Co-Rookie of the Year)</b>
1985-86	1st Team – Bob Coleman
1986-87	2nd Team – Alvin Lott
1987-88	2nd Team – Richie Simmonds
1988-89	2nd Team – Chip Langdon All-Rookie – Kevin Cooper
1989-90	2nd Team – Sean Green All-Rookie – Danny Doyle
1990-91	1st Team – Sean Green
1991-92	2nd Team – Derrick Canada
1992-93	1st Team – Harry Hart 2nd Team – Corey Taylor
1993-94	1st Team – Mikkel Larsen All-Rookie – Mindaugas Timinskas
1994-95	1st Team – Mikkel Larsen 2nd Team – Mindaugas Timinskas All-Rookie – John Estick
1995-96	2nd Team – Greg Barr 2nd Team – Mikkel Larsen 2nd Team – Bryan Matthew
<b>1996-97</b>	<b>1st Team – Mindaugas Timinskas (Player of the Year)</b> 1st Team – Bryan Matthew
1996-97	All-Rookie–Tariq Kirksay
<b>1997-98</b>	<b>1st Team – Kashif Hameed (Player of the Year)</b> 1st Team – John McDonald 2nd Team – Tariq Kirksay 3rd Team – Donell Mitchell

Year	Player
1998-99	1st Team – Tariq Kirksay 2nd Team – Kashif Hameed All-Rookie – Dyree Wilson
<b>1999-00</b>	<b>1st Team – Tariq Kirksay (Player of the Year)</b> 3rd Team – Dyree Wilson 3rd Team – Nakiea Miller
2000-01	1st Team – Nakiea Miller 2nd Team – Earl Johnson 3rd Team – Dyree Wilson All-Rookie – Greg Jenkins
2001-02	2nd Team – Courtney Fields 3rd Team – Greg Jenkins
2002-03	2nd Team – Courtney Fields 3rd Team – Steve Smith All-Rookie – Marvin McCullough
2003-04	All-Rookie – Ricky Soliver 2nd Team – Greg Jenkins 3rd Team – Steve Burttt All-Rookie – Anthony Bruin
2004-05	1st Team – Greg Jenkins 2nd Team – Steve Burttt
2005-06	1st Team – Steve Burttt 2nd Team – Ricky Soliver
2008-09	3rd Team – Gary Springer <b>All-Rookie – Scott Machado (Rookie of the Year)</b>
2009-10	2nd Team – Scott Machado All-Rookie – Kyle Smyth
2010-11	1st Team – Mike Glover 1st Team – Scott Machado
2011-12	1st Team – Mike Glover <b>1st Team – Scott Machado (Player of the Year)</b> 2nd Team – Lamont Jones
2012-13	1st Team – Lamont Jones 2nd Team – Sean Armand 3rd Team – David Laury

# MAAC Records

## All-Time MAAC Tournament Results

Year	Round	Result	Site
1982	Quarterfinal	Iona 69 • Army 53	New Rochelle, NY
	Semifinal	Iona 58 • Fordham 55	East Rutherford, NJ
	Final	Iona 66 • St. Peter's 61 (OT)	East Rutherford, NJ
All-Tournament Team – <b>Rory Grimes (MVP)</b> , Tony Hargraves, Gary Springer			
1983	Semifinal	Iona 65 • Army 53	East Rutherford, NJ
	Final	Fordham 54 • Iona 53	East Rutherford, NJ
All-Tournament Team – Steve Burtf, Rory Grimes, Tony Hargraves			
1984	Quarterfinal	Iona 74 • Holy Cross 66	New Haven, CT
	Semifinal	Iona 59 • St. Peter's 56	East Rutherford, NJ
	Final	Iona 74 • Fordham 61	East Rutherford, NJ
All-Tournament Team – <b>Steve Burtf (MVP)</b> , Tony Hargraves, Gary Springer			
1985	Quarterfinal	Iona 95 • Fairfield 61	East Rutherford, NJ
	Semifinal	Iona 59 • Army 57	East Rutherford, NJ
	Final	Iona 57 • Fordham 54	East Rutherford, NJ
All-Tournament Team – <b>Tony Hargraves (MVP)</b> , Rory Grimes			
1986	Quarterfinal	Iona 64 • Army 60	East Rutherford, NJ
	Semifinal	Holy Cross 81 • Iona 77	East Rutherford, NJ
All-Tournament Team – Bob Coleman			
1987	Quarterfinal	Iona 70 • Holy Cross 57	East Rutherford, NJ
	Semifinal	Iona 66 • St. Peter's 59	East Rutherford, NJ
	Final	Fairfield 73 • Iona 70 (OT)	East Rutherford, NJ
All-Tournament Team – Alvin Lott, Richie Simmonds			
1988	Quarterfinal	Holy Cross 91 • Iona 86	Worcester, MA
1989	Quarterfinal	Iona 76 • Holy Cross 63	New Rochelle, NY
	Semifinal	St. Peter's 77 • Iona 76 (OT)	East Rutherford, NJ
All-Tournament Team – Glenn Grant			
1990	Quarterfinal	Fordham 69 • Iona 66	Albany, NY
1991	Quarterfinal	Iona 69 • Manhattan 54	Albany, NY
	Semifinal	Iona 95 • Siena 90 (OT)	Albany, NY
	Final	St. Peter's 64 • Iona 58	Albany, NY
All-Tournament Team – Sean Green, Antoine Lewis			
1992	Quarterfinal	Iona 59 • Loyola 53	Albany, NY
	Semifinal	Manhattan 79 • Iona 78	Albany, NY
All-Tournament Team – Derrick Canada			
1993	Quarterfinal	Canisius 64 • Iona 62	Albany, NY
1994	Quarterfinal	Manhattan 99 • Iona 65	Albany, NY
1995	Quarterfinal	Fairfield 81 • Iona 79 (OT)	Albany, NY
1996	Quarterfinal	Iona 71 • Siena 59	Albany, NY
	Semifinal	Canisius 63 • Iona 62	Albany, NY
All-Tournament Team – Mikkel Larsen			

Year	Round	Result	Site
1997	Quarterfinal	Fairfield 80 • Iona 71	Buffalo, NY
1998	Quarterfinal	Iona 76 • Marist 55	Albany, NY
	Semifinal	Iona 69 • Loyola 58	Albany, NY
	Final	Iona 90 • Siena 75	Albany, NY
All-Tournament Team – Kashif Hameed, Tariq Kirksay, <b>John McDonald (MVP)</b>			
1999	Quarterfinal	Marist 71 • Iona 69	Buffalo, NY
2000	Quarterfinal	Iona 64 • Rider 59	Albany, NY
	Semifinal	Iona 76 • Fairfield 72	Albany, NY
	Final	Iona 84 • Siena 80	Albany, NY
All-Tournament Team – Tariq Kirksay, Nakiea Miller, <b>Dyree Wilson (MVP)</b>			
2001	Quarterfinal	Iona 64 • Loyola 52	Buffalo, NY
	Semifinal	Iona 75 • Marist 71	Buffalo, NY
	Final	Iona 74 • Canisius 67	Buffalo, NY
All-Tournament Team – Earl Johnson, Phil Grant, <b>Nakiea Miller (MVP)</b>			
2002	Quarterfinal	Niagara 89 • Iona 83	Albany, NY
2003	First Round	Iona 62 • Loyola 39	Trenton, NJ
	Quarterfinal	Niagara 81 • Iona 75	Trenton, NJ
2004	First Round	Iona 68 • Canisius 66	Albany, NY
	Quarterfinal	Niagara 106 • Iona 92	Albany, NY
2005	First Round	Iona 68 • Siena 51	Buffalo, NY
	Quarterfinal	Iona 97 • Saint Peter's 73	Buffalo, NY
	Semifinal	Niagara 69 • Iona 66	Buffalo, NY
All-Tournament Team – Steve Burtf			
2006	Quarterfinal	Iona 80 • Niagara 54	Albany, NY
	Semifinal	Iona 100 • Marist 84	Albany, NY
	Final	Iona 80 • Saint Peter's 61	Albany, NY
All-Tournament Team – Ricky Soliver, Kiril Wachsmann, <b>Steve Burtf (MVP)</b>			
2007	First Round	Rider 77 • Iona 62	Bridgeport, CT
2008	First Round	Canisius 64 • Iona 59	Albany, NY
2009	First Round	Marist 43 • Iona 40	Albany, NY
2010	Quarterfinal	Niagara 68 • Iona 64	Albany, NY
2011	Quarterfinal	Iona 94 • Siena 64	Bridgeport, CT
	Semifinal	Iona 84 • Rider 59	Bridgeport, CT
	Final	Saint Peter's 62 • Iona 57	Bridgeport, CT
All-Tournament Team – Scott Machado, Mike Glover			
2012	Quarterfinal	Iona 87 • Marist 63	Springfield, MA
	Semifinal	Fairfield 85 • Iona 75	Springfield, MA
All-Tournament Team – Scott Machado			

## MAAC Players of the Week

Year	Name	Date	Year	Name	Date	Year	Name	Date
1986-87	Richie Simmonds	12/7/1986	1997-98	Tariq Kirksay	12/15/1997		Scott Machado	1/3/2011
	Richie Simmonds	2/22/1987		Tariq Kirksay	1/12/1998		Mike Glover	1/10/2011
1988-89	Nestoer Payne	2/26/1989		John McDonald	1/19/1998		Scott Machado	2/21/2011
1991-92	Bashkim Mustafaj	12/23/1991		Kashif Hameed	1/26/1998	2011-12	Scott Machado	11/21/2011
	Derrick Canada	3/2/1992		John McDonald	2/9/1998		Scott Machado	11/28/2011
1992-93	Harry Hart	1/18/1993		Kashif Hameed	2/16/1998		Mike Glover	12/5/2011
	Bashkim Mustafaj	2/8/1993		Tariq Kirksay	2/23/1998		Mike Glover	12/19/2011
	Harry Hart	2/15/1993	1998-99	Tariq Kirksay	1/11/1999		Mike Glover	1/9/2012
1995-96	Mindaugas Timinskas	12/18/1995	1999-00	Nakiea Miller	12/13/1999		Scott Machado	1/23/2012
	Bryan Matthew	1/15/1996		Nakiea Miller	1/3/2000		Lamont Jones	2/6/2012
	Mindaugas Timinskas	1/29/1996		Tariq Kirksay	1/31/2000		Scott Machado	2/20/2012
1996-97	Mindaugas Timinskas	12/9/1996	2000-01	Nakiea Miller	12/4/2000	2012-13	Lamont Jones	11/19/12
	Mindaugas Timinskas	12/16/1996	2004-05	Greg Jenkins	12/27/2004		Lamont Jones	12/17/12
	Mindaugas Timinskas	12/30/1996		Greg Jenkins	1/17/2005		Sean Armand	1/14/13
	Mindaugas Timinskas	1/6/1997	2005-06	Ricky Soliver	11/28/2005		David Laury	2/4/13
	Donell Mitchell	1/13/1997		Steve Burtf	1/16/2006			
	Bryan Matthew	1/27/1997		Steve Burtf	1/23/2006			
	Mindaugas Timinskas	2/3/1997	2010-11	Kyle Smyth	11/29/2010			
				Mike Glover	12/6/2010			
				Mike Glover	12/13/2010			
				Mike Glover	12/20/2010			

**Game 1 Iona College 65, Denver 58**  
**(1-0) Non-Conference Game**  
**New Rochelle, NY - Hynes Athletics Center**  
**November 9, 2012**

Denver 58 • 0-1

##	Player	Total		3-Ptr		Rebounds			PF	TP	A	TO	Blk	Stl	Min
		FG-FGA	FG-FTA	FG-FGA	FG-FTA	Off	Def	Tot							
14	Foeman, Blake	f	1-3	1-3	0-0	1	4	5	0	3	1	1	0	0	29
34	Udofia, Chris	f	7-13	0-3	6-7	3	3	6	3	20	5	6	2	0	36
20	O'Neale, Royce	g	3-6	0-2	4-5	0	4	4	2	10	3	4	0	3	39
23	Olson, Brett	g	4-9	4-8	0-0	0	1	1	4	12	2	1	1	1	40
32	Hollam, Chase	g	6-10	1-4	0-1	2	2	4	1	13	3	0	1	3	34
03	Love, Jalen	g	0-1	0-1	0-0	0	0	0	2	0	1	1	0	0	7
30	Griffin, Cam	g	0-1	0-1	0-0	0	1	1	1	0	0	1	0	0	11
35	Byrd, Marcus	g	0-2	0-0	0-0	0	0	0	0	0	0	0	0	0	4
	Team					1	0	1			3				
	Totals		21-45	6-22	10-13	7	15	22	13	58	14	17	4	7	200

FG % 1st Half: 6-19 31.6% 2nd half: 15-26 57.7% Game: 21-45 46.7%  
 3FG % 1st Half: 0-8 0.0% 2nd half: 6-14 42.9% Game: 6-22 27.3%  
 FT % 1st Half: 5-5 100.0% 2nd half: 5-8 62.5% Game: 10-13 76.9%

Iona College 65 • 1-0

##	Player	Total		3-Ptr		Rebounds			PF	TP	A	TO	Blk	Stl	Min
		FG-FGA	FG-FTA	FG-FGA	FG-FTA	Off	Def	Tot							
00	Ridley, Tajaj	f	3-3	0-0	1-2	0	5	5	1	7	0	4	0	1	30
33	Dennis, Curtis	f	1-5	0-2	0-0	1	0	1	3	2	1	2	0	2	26
02	Jones, Lamont	g	7-15	3-4	3-3	0	1	1	1	20	7	5	0	1	40
22	Armand, Sean	g	8-11	2-3	1-1	1	3	4	4	19	2	1	2	0	24
23	Bowman, Tre	g	2-6	1-3	6-6	0	4	4	1	11	0	2	0	0	36
03	Sledge, Tavon	g	3-4	0-0	0-0	2	5	7	1	6	5	3	2	2	28
10	Gomez, DaShawn	g	0-0	0-0	0-0	0	0	0	0	0	0	1	0	0	6
12	Jackson, Shawn	g	0-1	0-0	0-0	1	0	1	3	0	0	0	0	0	10
	Team					2	2	4							
	Totals		24-45	6-12	11-12	7	20	27	14	65	15	18	4	6	200

FG % 1st Half: 14-23 60.9% 2nd half: 10-22 45.5% Game: 24-45 53.3%  
 3FG % 1st Half: 5-6 83.3% 2nd half: 1-6 16.7% Game: 6-12 50.0%  
 FT % 1st Half: 7-7 100.0% 2nd half: 4-5 80.0% Game: 11-12 91.7%

Officials: Gary Tracy, Gary Pucino, Steve Ruppenthal  
 Technical fouls: Denver-TEAM, Iona College-None.  
 Attendance: 2140

Score by periods	1st	2nd	Total
Denver	17	41	58
Iona College	40	25	65

**Game 3 Iona College 98, Wake Forest 68**  
**(2-1) Ezybonds Global Payments U.S. Virgin Islands Paradise Jam**  
**St. Thomas, USVI - UVI Sports and Fitness Center**  
**November 17, 2012**

Wake Forest 68 • 1-2

##	Player	Total		3-Ptr		Rebounds			PF	TP	A	TO	Blk	Stl	Min
		FG-FGA	FG-FTA	FG-FGA	FG-FTA	Off	Def	Tot							
02	Thomas, Devin	f	3-10	0-0	3-4	3	4	7	2	9	1	3	0	0	23
30	McKie, Travis	f	3-7	0-1	7-7	4	3	7	3	13	0	4	0	1	21
00	Miller-McIntyre, C.	g	2-7	0-0	0-0	1	0	1	2	4	1	4	0	0	29
01	Jones, Madison	g	3-6	0-0	4-7	1	0	1	3	10	2	1	1	3	32
11	Harris, C.J.	g	3-9	2-5	2-4	0	0	1	1	10	1	2	0	0	31
10	Fischer, Chase	g	2-6	1-3	0-0	0	0	0	0	5	3	0	1	0	18
31	Washington, Andre	g	0-0	0-0	0-0	0	2	2	0	0	0	0	0	0	2
33	Rountree, Aaron	g	1-4	0-1	0-0	1	1	2	1	2	0	0	0	0	9
34	Cavanaugh, Tyler	g	3-6	1-2	1-2	3	1	4	4	8	0	1	0	0	18
42	Jennings, Spencer	g	0-0	0-0	0-0	0	0	0	0	0	0	0	0	0	1
45	Adala-Moto, Arnaud	g	2-3	1-1	2-4	1	2	3	1	7	2	3	0	0	16
	Team					1	2	6			1				
	Totals		22-58	5-13	19-28	15	19	34	17	68	10	19	2	4	200

FG % 1st Half: 7-25 28.0% 2nd half: 15-33 45.5% Game: 22-58 37.9%  
 3FG % 1st Half: 0-5 0.0% 2nd half: 5-8 62.5% Game: 5-13 38.5%  
 FT % 1st Half: 10-15 66.7% 2nd half: 9-13 69.2% Game: 19-28 67.9%

Iona College 94 • 2-1

##	Player	Total		3-Ptr		Rebounds			PF	TP	A	TO	Blk	Stl	Min
		FG-FGA	FG-FTA	FG-FGA	FG-FTA	Off	Def	Tot							
00	Ridley, Tajaj	f	3-3	0-0	0-0	1	4	5	5	6	1	2	0	0	13
12	Jackson, Shawn	f	2-4	0-0	0-1	1	5	6	3	4	0	0	1	0	23
02	Jones, Lamont	g	7-15	3-6	4-4	0	4	4	1	21	6	3	1	2	30
22	Armand, Sean	g	10-14	7-10	1-2	0	5	5	3	28	6	0	0	0	33
23	Bowman, Tre	g	5-9	3-5	2-2	2	0	2	2	15	3	4	1	0	24
01	Anderson, DeSean	g	0-2	0-0	2-2	1	1	2	5	2	0	1	0	0	9
03	Sledge, Tavon	g	4-8	0-0	1-2	3	4	7	0	9	5	3	0	2	30
05	English, A.J.	g	0-2	0-1	0-0	0	0	0	1	0	0	0	0	0	2
10	Gomez, DaShawn	g	1-3	1-3	0-0	0	0	0	1	3	2	0	0	0	14
33	Dennis, Curtis	g	3-7	0-3	0-0	1	0	1	3	6	0	0	0	1	22
	Team					1	2	3							
	Totals		35-67	14-28	10-13	10	25	35	24	94	23	13	3	5	200

FG % 1st Half: 19-29 65.5% 2nd half: 16-38 42.1% Game: 35-67 52.2%  
 3FG % 1st Half: 9-12 75.0% 2nd half: 5-16 31.3% Game: 14-28 50.0%  
 FT % 1st Half: 7-9 77.8% 2nd half: 3-4 75.0% Game: 10-13 76.9%

Officials: Dennis Allocco, Matt Obias, Peter Jozenas  
 Technical fouls: Wake Forest-Cavanaugh, Tyler, Iona College-None.  
 Attendance: 1266

2012 Ezybonds Global Payments Paradise Jam Men's Basketball Tournament  
 Presented by Basketball Travelers

Score by periods	1st	2nd	Total
Wake Forest	24	44	68
Iona College	54	40	94

**Game 2 Quinnipiac 98, Iona College 92 OT**  
**(1-1) Ezybonds Global Payments U.S. Virgin Islands Paradise Jam**  
**St. Thomas, USVI - UVI Sports and Fitness Center**  
**November 16, 2012**

Quinnipiac 98 • 2-1

##	Player	Total		3-Ptr		Rebounds			PF	TP	A	TO	Blk	Stl	Min
		FG-FGA	FG-FTA	FG-FGA	FG-FTA	Off	Def	Tot							
04	Azotam, Ike	f	8-15	0-0	5-5	3	7	10	4	21	2	9	1	1	2
35	Jackson, Jamee	f	6-7	0-0	5-8	1	9	10	4	17	0	1	0	0	3
01	Hearst, Zaid	g	5-9	1-4	6-6	1	4	5	1	17	0	0	0	1	3
02	Johnson, Dave	g	3-8	0-0	6-6	1	3	4	3	12	6	5	0	1	4
10	Young, Garvey	g	1-4	1-3	0-0	0	1	1	4	3	1	0	0	0	1
03	Ray, Kendrick	g	1-3	0-0	0-0	0	0	0	0	2	1	0	0	1	1
05	Shannon, Shaq	g	2-4	2-2	2-2	0	0	1	1	3	8	4	3	0	1
21	Conti, Evan	g	2-3	2-3	2-4	0	2	2	2	8	2	4	0	0	2
23	Drame, Ousmane	g	5-5	0-0	0-0	0	2	2	2	10	1	2	1	0	1
	Team					3	0	3							
	Totals		33-58	6-12	26-31	9	29	38	23	98	17	24	2	5	225

FG % 1st Half: 13-25 52.0% 2nd half: 15-25 60.0% OT: 5-8 62.5% Game: 33-58 56.9% Dead  
 3FG % 1st Half: 1-3 33.3% 2nd half: 3-6 50.0% OT: 2-3 66.7% Game: 6-12 50.0% Rebo  
 FT % 1st Half: 5-6 83.3% 2nd half: 14-15 93.3% OT: 7-10 70.0% Game: 26-31 83.9% Rebo: 6.2

Iona College 92 • 1-1

##	Player	Total		3-Ptr		Rebounds			PF	TP	A	TO	Blk	Stl	Min
		FG-FGA	FG-FTA	FG-FGA	FG-FTA	Off	Def	Tot							
00	Ridley, Tajaj	f	2-6	0-0	3-4	5	4	9	3	7	1	0	1	0	3
23	Bowman, Tre	f	3-11	1-5	8-10	1	2	3	4	15	1	2	0	1	3
02	Jones, Lamont	g	13-28	2-7	12-15	1	1	2	4	40	0	2	0	2	4
03	Sledge, Tavon	g	2-5	0-1	0-0	2	5	7	2	4	5	1	0	1	3
22	Armand, Sean	g	7-17	4-8	0-0	2	1	3	5	18	2	3	0	2	3
05	English, A.J.	g	0-0	0-0	0-0	0	0	0	0	0	0	0	0	0	0
10	Gomez, DaShawn	g	1-2	1-1	0-0	0	0	0	1	3	0	0	0	0	1
12	Jackson, Shawn	g	2-5	0-0	0-0	1	2	3	1	4	0	0	1	0	1
33	Dennis, Curtis	g	0-3	0-2	1-2	4	0	4	2	1	0	0	0	0	1
	Team					3	0	3			1				
	Totals		30-77	8-24	24-31	19	15	34	22	92	9	9	2	7	22

FG % 1st Half: 12-33 36.4% 2nd half: 17-32 53.1% OT: 1-12 8.3% Game: 30-77 39.0% Dead  
 3FG % 1st Half: 3-8 37.5% 2nd half: 4-9 44.4% OT: 1-7 14.3% Game: 8-24 33.3% Rebo  
 FT % 1st Half: 5-8 62.5% 2nd half: 9-11 81.8% OT: 10-12 83.3% Game: 24-31 77.4% Rebo: 3

Officials: Jeff Anderson, Anthony Franklin, Tim Comer  
 Technical fouls: Quinnipiac-None, Iona College-None.  
 Attendance: 2673  
 2012 Ezybonds Global Payments Paradise Jam Men's Basketball Tournament.  
 Presented by Basketball Travelers

Score by periods	1st	2nd	OT	Total
Quinnipiac	32	47	19	98
Iona College	32	47	13	92

**Game 4 Illinois-Chicago 86, Iona College 81**  
**(2-1) Ezybonds Global Payments U.S. Virgin Islands Paradise Jam**  
**St. Thomas, USVI - UVI Sports and Fitness Center**  
**November 19, 2012**

Illinois-Chicago 86 • 3-1

##	Player	Total		3-Ptr		Rebounds			PF	TP	A	TO	Blk	Stl	Min
		FG-FGA	FG-FTA	FG-FGA	FG-FTA	Off	Def	Tot							
10	Brown, Marc	f	0-3	0-1	5-6	0	2	2	3	5	3	0	0	1	31
13	Humes, Hayden	f	8-15	4-5	2-2	3	5	8	0	22	2	1	0	0	34
34	Crittle, Josh	c	3-8	0-1	7-9	2	2	4	3	13	2	5	1	0	32
01	Barnes, Daniel	g	6-11	4-8	0-2	1	7	8	1	16	2	2	0	1	38
04	Talton, Gary	g	5												

**Game 5** Iona College 83, Niagara 72  
 (3-2) MAAC Game  
 (1-0) New Rochelle, NY - Hynes Athletics Center  
 November 28, 2012

**Niagara 72 • 2-4, 0-1 MAAC**

##	Player	F	Total			3-Ptr			Rebounds			PF	TP	A	TO	Blk	Stl	Min
			FG-FGA	FG-FGA	FT-FTA	Off	Def	Tot	Off	Def	Tot							
14	Mason, Antoine	f	9-16	1-3	5-6	3	2	5	3	24	0	1	0	0	0	0	24	
10	Green, Juanya	g	5-11	2-6	0-0	0	1	1	4	12	5	4	0	1	0	39		
11	Tanksley, Ameen	g	6-13	0-2	1-2	6	5	11	4	13	0	1	2	1	0	35		
30	Thomas, Joe	g	0-1	0-0	0-2	2	0	2	3	0	0	1	1	0	0	7		
32	Jordan, Marvin	g	5-10	3-7	1-2	2	3	5	3	14	3	2	1	1	0	38		
00	Cline, T.J.	g	2-6	0-3	2-4	0	5	5	1	6	2	2	0	2	22			
01	Lemmons, Malcolm	g	0-3	0-2	1-2	1	0	1	2	1	1	1	0	0	0	9		
05	McCall, Tahjere	g	1-5	0-0	0-0	1	3	4	1	2	7	3	0	2	26			
Team						1			5									
Totals			28-65	6-23	10-18	16	24	40	21	72	18	15	4	7	200			
FG % 1st Half:			12-25	48.0%	2nd half:	16-40	40.0%	Game:	28-65	43.1%	Deadball							
3FG % 1st Half:			3-11	27.3%	2nd half:	3-12	25.0%	Game:	6-23	26.1%	Rebounds							
FT % 1st Half:			4-9	44.4%	2nd half:	6-9	66.7%	Game:	10-18	55.6%								

**Iona College 83 • 3-2, 1-0 MAAC**

##	Player	F	Total			3-Ptr			Rebounds			PF	TP	A	TO	Blk	Stl	Min
			FG-FGA	FG-FGA	FT-FTA	Off	Def	Tot	Off	Def	Tot							
12	Jackson, Shawn	f	1-1	0-0	1-2	3	0	3	4	3	0	1	1	0	0	8		
23	Bowman, Tre	f	4-10	3-6	1-1	2	4	6	0	12	2	2	0	0	34			
02	Jones, Lamont	g	3-10	0-3	6-6	1	0	1	3	12	5	3	0	1	28			
03	Sledge, Tavon	g	6-12	0-0	0-2	2	4	6	0	12	5	1	0	4	32			
22	Armand, Sean	g	6-12	4-8	2-4	1	10	11	3	18	5	3	0	0	38			
00	Ridley, Taaj	g	2-5	0-0	5-6	2	1	3	4	9	0	1	2	0	22			
05	English, A.J.	g	0-1	0-1	0-0	1	1	2	2	0	1	1	0	1	14			
33	Dennis, Curtis	g	6-11	5-8	0-0	1	3	4	0	17	0	2	1	1	24			
Team						1			2									
Totals			28-62	12-26	15-21	14	24	38	16	83	18	14	4	7	200			
FG % 1st Half:			15-28	53.6%	2nd half:	13-34	38.2%	Game:	28-62	45.2%	Deadball							
3FG % 1st Half:			6-11	54.5%	2nd half:	3-12	25.0%	Game:	12-26	46.2%	Rebounds							
FT % 1st Half:			7-10	70.0%	2nd half:	8-11	72.7%	Game:	15-21	71.4%								

Officials: Jeffrey Anderson, Gary Prager, Mike McCloskey  
 Technical fouls: Niagara-None, Iona College-None.  
 Attendance: 1918

Score by periods	1st	2nd	Total
Niagara	31	41	72
Iona College	43	40	83

**Game 7** Rutgers 81, Iona College 73  
 (3-4) ECAC/MSG Holiday Festival  
 New York, NY - Madison Square Garden  
 December 8, 2012

**Iona College 73**

##	Player	F	Total			3-Ptr			Rebounds			PF	TP	A	TO	Blk	Stl	Min
			FG-FGA	FG-FGA	FT-FTA	Off	Def	Tot	Off	Def	Tot							
22	Armand, Sean	f	7-14	2-9	1-1	3	4	7	3	17	2	5	0	2	39			
23	Bowman, Tre	f	0-5	0-3	0-0	0	1	1	1	0	1	0	0	0	13			
12	Jackson, Shawn	c	0-1	0-0	0-0	1	3	4	2	0	1	1	1	3	13			
02	Jones, Lamont	g	6-17	0-4	14-14	0	1	1	4	26	3	6	0	2	35			
03	Sledge, Tavon	g	0-3	0-0	0-0	0	3	3	0	2	2	0	2	21				
00	Ridley, Taaj	g	2-6	0-0	0-0	0	2	2	5	4	1	2	0	21				
05	English, A.J.	g	2-5	2-3	2-2	2	2	2	2	8	1	1	0	20				
10	Gomez, DaShawn	g	0-1	0-1	0-0	0	0	0	0	2	0	0	0	10				
32	Moikobu, Nyandigisi	g	3-3	0-0	0-0	2	0	2	1	6	0	0	0	6				
33	Dennis, Curtis	g	4-8	3-5	1-1	0	1	1	1	12	1	1	0	22				
Team						3			3									
Totals			24-63	7-25	18-18	9	20	29	19	73	13	18	1	10	200			
FG % 1st Half:			8-29	27.6%	2nd half:	16-34	47.1%	Game:	24-63	38.1%	Deadball							
3FG % 1st Half:			2-10	20.0%	2nd half:	5-15	33.3%	Game:	7-25	28.0%	Rebounds							
FT % 1st Half:			5-5	100.0%	2nd half:	13-13	100.0%	Game:	18-18	100.0%								

**Rutgers 81**

##	Player	F	Total			3-Ptr			Rebounds			PF	TP	A	TO	Blk	Stl	Min
			FG-FGA	FG-FGA	FT-FTA	Off	Def	Tot	Off	Def	Tot							
05	Carter, Eli	f	4-12	2-6	2-4	0	2	2	2	12	3	5	0	0	35			
13	Kone, Malick	f	1-4	0-1	0-0	0	1	1	1	2	1	2	0	2	20			
21	Johnson, Austin	c	0-1	0-0	0-0	0	2	2	2	0	0	2	0	6				
02	Miller, Dane	g	5-11	0-2	3-3	4	9	13	1	13	1	6	1	29				
04	Mack, Myles	g	7-11	2-4	3-3	2	5	7	4	19	3	2	0	29				
01	Seagears, Jerome	g	0-1	0-1	0-0	0	2	2	2	0	3	3	0	24				
10	Poole, Mike	g	7-9	2-2	2-2	2	5	7	2	18	3	4	1	18				
15	Randall, Derrick	g	0-1	0-0	0-0	1	0	1	0	0	0	0	0	2				
22	Jack, Kadeem	g	2-6	0-0	3-4	2	1	3	1	7	1	0	1	13				
33	Judge, Wally	g	4-6	0-0	2-5	4	2	6	3	10	2	0	2	24				
Team						2			3									
Totals			30-62	6-16	15-21	17	30	47	18	81	17	25	5	8	200			
FG % 1st Half:			13-29	44.8%	2nd half:	17-33	51.5%	Game:	30-62	48.4%	Deadball							
3FG % 1st Half:			3-7	42.9%	2nd half:	3-9	33.3%	Game:	6-16	37.5%	Rebounds							
FT % 1st Half:			6-8	75.0%	2nd half:	9-13	69.2%	Game:	15-21	71.4%								

Officials: Mike Stephens, Doug Shows, Wally Rutecki  
 Technical fouls: Iona College-None, Rutgers-None.  
 Attendance: 10003  
 2012 Holiday Festival

Score by periods	1st	2nd	Total
Iona College	23	50	73
Rutgers	35	46	81

**Game 6** Saint Peter's 64, Iona College 62  
 (3-3) MAAC Game  
 (1-1) Jersey City, NJ - Yanitelli Center  
 December 5, 2012

**Iona College 62 • 3-3, 1-1 MAAC**

##	Player	F	Total			3-Ptr			Rebounds			PF	TP	A	TO	Blk	Stl	Min
			FG-FGA	FG-FGA	FT-FTA	Off	Def	Tot	Off	Def	Tot							
12	Jackson, Shawn	f	1-5	0-0	0-0	2	1	3	2	2	0	1	1	1	12			
23	Bowman, Tre	f	1-3	0-0	2-2	3	5	8	4	4	2	2	0	1	31			
02	Jones, Lamont	g	4-14	0-3	3-6	0	1	1	3	11	2	4	0	1	38			
03	Sledge, Tavon	g	4-9	0-2	5-6	1	1	2	1	13	3	4	0	2	26			
22	Armand, Sean	g	6-12	3-5	4-7	1	7	8	1	19	1	3	1	1	37			
00	Ridley, Taaj	g	4-7	0-0	0-0	4	4	8	2	8	1	1	0	1	28			
05	English, A.J.	g	1-3	1-3	0-0	0	1	1	0	3	1	0	0	17				
33	Dennis, Curtis	g	1-3	0-1	0-0	0	3	3	1	2	0	1	0	0	11			
Team						2			0									
Totals			22-56	4-14	14-21	13	23	36	14	62	10	17	2	7	200			
FG % 1st Half:			12-33	36.4%	2nd half:	10-23	43.5%	Game:	22-56	39.3%	Deadball							
3FG % 1st Half:			3-8	37.5%	2nd half:	1-6	16.7%	Game:	4-14	28.6%	Rebounds							
FT % 1st Half:			4-7	57.1%	2nd half:	10-14	71.4%	Game:	14-21	66.7%								

**Saint Peter's 64 • 4-4, 1-0 MAAC**

##	Player	F	Total			3-Ptr			Rebounds			PF	TP	A	TO	Blk	Stl	Min
			FG-FGA	FG-FGA	FT-FTA	Off	Def	Tot	Off	Def	Tot							
42	Conley, Darius	f	7-12	0-0	3-5	3	6	9	3	17	1	4	0	3	29			
02	Raymond, Yvon	g	2-7	0-1	2-2	2	1	3	4	6	2	2	1	0	19			
11	Washington, Desi	g	5-12	3-6	2-2	0	3	3	3	15	0	1	1	4	37			
22	Burke, Chris	g	2-4	0-2	1-1	1	4	5	1	5	1	2	2	1	33			
23	French, Blaise	g	7-16	1-2	2-3	2	3	5	2	17	8	2	2	31				
00	Jackson, Patrick	g	0-0	0-0	0-0	0	0	0	3	0	0	0	1	3				
10	Desport, Elios	g	0-1	0-0	0-0	1	1	2	0	0	0	0	0	4				
12	Prescott, Chris	g	1-3	1-3	0-0	0	1	1	0	3	0	0	1	0	9			
20	Patterson, Chazz	g	0-3</															

**Game 9 Iona College 87, Liberty 69**  
**(5-4) Non-Conference Game**  
 New Rochelle, NY - Hynes Athletics Center  
 December 18, 2012

**Liberty 69 • 1-10**

##	Player	Total		3-Ptr		Rebounds			PF	TP	A	TO	Blk	Stl	Min
		FG-FGA	FG-FGA	FT-FTA	Off	Def	Tot								
12	Gielo, Tomasz	f	2-8	0-2	0-0	2	2	4	0	4	1	1	0	0	25
32	Coronado, JR	f	5-10	0-0	1-2	8	6	14	2	11	0	2	2	0	25
01	Marshall, Davon	g	2-9	2-7	3-4	0	1	1	2	9	5	2	0	0	32
03	Roberts, Casey	g	3-4	1-2	0-0	0	1	1	7	2	1	0	0	0	21
33	Sanders, John Caleb	g	5-9	2-4	4-10	1	4	5	4	16	3	4	0	1	31
02	Assines, Kelly	g	0-1	0-1	0-0	0	0	0	0	0	1	0	0	0	8
10	Donley, Chad	g	3-5	2-4	0-0	0	0	0	0	8	0	0	0	1	11
11	Smith, Andrew	g	0-1	0-0	0-0	0	1	1	0	0	1	0	0	0	12
21	Vander Pol, Joel	g	0-1	0-0	1-2	0	2	2	1	1	0	0	0	0	6
22	Speaks, Tavares	g	2-7	0-0	5-6	0	2	2	1	9	0	2	0	3	18
42	Ogukwe, Tommy	g	1-2	0-0	2-4	3	2	5	2	4	0	0	1	0	11
	<b>Team</b>					1	2	3							
	<b>Totals</b>		23-57	7-20	16-28	15	23	38	13	69	13	12	3	5	200
	FG % 1st Half:	14-27	51.9%	2nd half:	9-30	30.0%	Game:	23-57	40.4%						Deadball Rebounds 4
	3FG % 1st Half:	5-12	41.7%	2nd half:	2-8	25.0%	Game:	7-20	35.0%						
	FT % 1st Half:	4-8	50.0%	2nd half:	12-20	60.0%	Game:	16-28	57.1%						

**Iona College 87 • 5-3**

##	Player	Total		3-Ptr		Rebounds			PF	TP	A	TO	Blk	Stl	Min
		FG-FGA	FG-FGA	FT-FTA	Off	Def	Tot								
12	Jackson, Shawn	f	0-2	0-0	1-2	2	2	4	2	1	0	0	1	0	26
22	Armand, Sean	f	7-17	7-14	2-2	5	4	9	1	23	4	2	1	2	38
02	Jones, Lamont	g	9-13	3-6	3-3	1	6	7	3	24	5	6	0	1	28
03	Sledge, Tavon	g	3-9	0-2	0-2	0	1	1	0	6	3	0	0	1	24
05	English, A.J.	g	5-9	5-8	2-2	2	5	7	3	17	3	0	0	1	28
00	Ridley, Taaj	g	0-0	0-0	0-0	2	0	2	5	0	1	0	0	0	5
01	Anderson, DeSean	g	0-0	0-0	0-0	0	1	1	2	0	0	0	0	0	2
10	Gomez, DaShawn	g	0-0	0-0	0-0	0	0	0	0	0	3	0	0	0	5
23	Bowman, Tre	g	4-8	2-6	3-4	0	2	2	2	13	2	0	0	0	25
32	Mokobu, Nyandigisi	g	1-3	1-1	0-0	1	1	2	0	3	0	1	0	0	8
33	Dennis, Curtis	g	0-4	0-4	0-0	2	1	3	2	0	0	0	1	0	11
	<b>Team</b>					0	4	4							
	<b>Totals</b>		29-65	18-41	11-15	15	27	42	20	87	21	9	3	5	200
	FG % 1st Half:	15-34	44.1%	2nd half:	14-31	45.2%	Game:	29-65	44.6%						Deadball Rebounds 2
	3FG % 1st Half:	10-21	47.6%	2nd half:	8-20	40.0%	Game:	18-41	43.9%						
	FT % 1st Half:	3-6	50.0%	2nd half:	8-9	88.9%	Game:	11-15	73.3%						

Officials: Tim Comer, Mark Schnur, JW Lucas  
 Technical fouls: Liberty-None, Iona College-Ridley, Taaj.  
 Attendance: 1537

Score by periods	1st	2nd	Total
Liberty	37	32	69
Iona College	43	44	87

**Game 10 La Salle 88, Iona College 74**  
**(5-5) Non-Conference Game**  
 Philadelphia, PA - Gola Arena  
 December 20, 2012

**Iona College 74 • 5-5**

##	Player	Total		3-Ptr		Rebounds			PF	TP	A	TO	Blk	Stl	Min
		FG-FGA	FG-FGA	FT-FTA	Off	Def	Tot								
12	Jackson, Shawn	f	1-1	0-0	0-0	1	0	1	3	2	0	1	0	0	7
02	Jones, Lamont	g	8-18	3-7	0-0	1	3	4	1	19	3	3	0	1	35
03	Sledge, Tavon	g	1-3	0-0	0-0	0	3	3	4	2	0	2	0	1	18
05	English, A.J.	g	3-7	1-5	0-0	0	2	2	4	7	3	2	0	3	36
22	Armand, Sean	g	6-18	1-7	2-2	2	5	7	2	15	3	4	0	2	37
00	Ridley, Taaj	g	1-1	0-0	0-0	1	2	3	2	2	0	2	0	0	9
10	Gomez, DaShawn	g	0-1	0-1	0-0	0	0	0	0	0	0	0	0	0	2
13	Lauri, David	g	8-13	0-0	5-6	2	12	14	1	21	1	2	2	2	26
23	Bowman, Tre	g	2-5	0-0	0-0	0	4	4	0	4	0	0	0	1	19
33	Dennis, Curtis	g	1-4	0-3	0-0	0	0	0	1	2	1	0	0	0	11
	<b>Team</b>					1	0	1							
	<b>Totals</b>		31-71	5-23	7-8	8	31	39	18	74	11	16	2	10	200
	FG % 1st Half:	18-41	43.9%	2nd half:	13-30	43.3%	Game:	31-71	43.7%						Deadball Rebounds 0
	3FG % 1st Half:	4-12	33.3%	2nd half:	1-11	9.1%	Game:	5-23	21.7%						
	FT % 1st Half:	5-5	100.0%	2nd half:	2-3	66.7%	Game:	7-8	87.5%						

**La Salle 88 • 7-2**

##	Player	Total		3-Ptr		Rebounds			PF	TP	A	TO	Blk	Stl	Min
		FG-FGA	FG-FGA	FT-FTA	Off	Def	Tot								
25	Wright, Jerrell	f	6-9	0-0	1-3	5	3	8	1	13	0	3	1	0	20
00	Zack, Steve	c	2-6	0-0	0-1	3	7	10	3	4	0	0	0	0	21
03	Duren, Tyreek	g	6-12	0-1	1-3	0	5	5	1	13	4	3	2	3	36
10	Mills, Sam	g	3-8	0-1	2-2	1	4	5	2	8	1	3	0	2	36
55	Galloway, Ramon	g	8-10	3-4	2-3	0	6	6	1	21	10	3	0	2	36
01	Peterson, D.J.	g	0-3	0-2	1-2	1	2	3	1	1	0	0	0	0	23
21	Garland, Tyrone	g	10-22	3-9	3-4	0	3	3	1	26	1	1	0	1	23
35	Brown, Rohan	g	1-1	0-0	0-0	0	0	0	0	2	0	0	0	0	3
	<b>Team</b>					1	2	3							
	<b>Totals</b>		36-71	6-17	10-18	11	32	43	10	88	16	13	3	8	198
	FG % 1st Half:	21-39	53.8%	2nd half:	15-32	46.9%	Game:	31-71	43.7%						Deadball Rebounds 1.1
	3FG % 1st Half:	3-9	33.3%	2nd half:	3-8	37.5%	Game:	6-17	35.3%						
	FT % 1st Half:	4-7	57.1%	2nd half:	6-11	54.5%	Game:	10-18	55.6%						

Officials: Joe Lindsay, Donnie Eppley, Jeff Anderson  
 Technical fouls: Iona College-None, La Salle-None.  
 Attendance: 1402

Score by periods	1st	2nd	Total
Iona College	45	29	74
La Salle	49	39	88

**Game 11 Iona College 100, Norfolk State 72**  
**(6-5) Non-Conference Game**  
 New Rochelle, NY - Hynes Athletics Center  
 December 23, 2012

**Norfolk State 72 • 6-8**

##	Player	Total		3-Ptr		Rebounds			PF	TP	A	TO	Blk	Stl	Min
		FG-FGA	FG-FGA	FT-FTA	Off	Def	Tot								
01	Johnson, Rob	f	1-7	1-3	2-4	0	6	6	3	5	4	1	0	0	26
23	Goode, Brandon	c	1-1	0-0	0-0	0	3	3	2	2	0	1	2	1	12
03	Fuentes, Jamel	g	3-6	0-0	0-0	0	4	4	2	6	5	1	0	1	24
11	Williams, Pendarvis	g	5-11	4-10	1-2	0	4	4	1	15	1	2	0	3	31
25	Hawkins, Malcolm	g	4-11	1-4	0-0	1	0	1	5	9	1	2	1	1	20
00	Lila-St. Rose, Kieyvyn	g	0-1	0-1	0-0	0	0	0	0	0	2	0	0	0	6
04	Phelps, Maresa	g	3-4	2-2	0-0	0	1	1	1	8	1	0	0	1	18
21	Weathers, Jordan	g	0-0	0-0	0-0	0	0	0	0	0	0	0	0	0	5
22	Brown, Kris	g	0-2	0-2	0-0	0	0	0	0	3	0	0	1	0	11
24	Estime, Zieyik	g	4-9	4-7	0-0	1	1	2	1	12	0	2	0	1	14
32	Vinogradovs, Paulius	g	0-0	0-0	0-0	0	0	0	0	1	0	0	0	0	3
35	Gaston, Rashid	g	5-8	0-0	3-4	1	2	3	2	13	0	1	0	0	22
45	Rogers, A.J.	g	0-1	0-0	2-2	0	1	1	1	2	1	0	1	1	8
	<b>Team</b>					1	0	1							
	<b>Totals</b>		26-61	12-29	8-12	4	22	26	22	72	13	13	4	9	200
	FG % 1st Half:	11-26	42.3%	2nd half:	15-35	42.9%	Game:	26-61	42.6%						Deadball Rebounds 2
	3FG % 1st Half:	5-14	35.7%	2nd half:	7-15	46.7%	Game:	12-29	41.4%						
	FT % 1st Half:	4-6	66.7%	2nd half:	4-6	66.7%	Game:	8-12	66.7%						

**Iona College 100 • 6-5**

##	Player	Total		3-Ptr		Rebounds			PF	TP	A	TO	Blk	Stl	Min
		FG-FGA	FG-FGA	FT-FTA	Off	Def	Tot								
13	Lauri, David	f	8-10	0-0	4-6	4	3	7	1	20	0	1	2	1	29
22	Armand, Sean	f	4-10	4-8	0-0	2	5	7	2	12	3	5	1	2	24
03	Sledge, Tavon	g	5-8	0-0	2-3	2	6	8	1	12	2	3	1	0	30
05	English, A.J.	g	3-6	2-5	0-2	0	3	3	1	8	2	0	0	1	16
10	Gomez, DaShawn	g	1-7	1-6	0-0	1	0	1	1	3	5	0	0	1	16
00	Ridley, Taaj	g	4-8	0-1	2-2	3	6	9	2	10	1	1	0	0	25
01	Anderson, DeSean	g	0-0	0-0	0-0	0	0	0	0	0	1	0	0	0	2
02	Jones, Lamont	g	6-14	0-5	12-12	0	2	2	1	24	5	1	1	1	31
23	Bowman, Tre	g	1-2	1-2	2-2	0	3	3	0	5	0	0	1	1	13
32	Mokobu, Nyandigisi														

**Game 13** Iona College 93, St. Bonaventure 74  
 (7-6) Non-Conference Game  
 St. Bonaventure, NY - Reilly Center  
 December 31, 2012

**Iona College 93 • 7-6**

##	Player	Total			3-Ptr			Rebounds			PF	TP	A	TO	Blk	Stl	Min
		FG-FGA	FG-FGA	FT-FTA	FG-FGA	FG-FGA	FT-FTA	Off	Def	Tot							
00	Ridley, Taaj	f	5-8	0-1	3-3	4	4	8	2	13	4	1	1	1	38		
13	Laury, David	f	4-8	0-0	5-6	1	7	8	4	13	1	2	1	2	27		
02	Jones, Lamont	g	7-11	3-5	6-6	0	4	4	2	23	5	4	0	1	38		
03	Sledge, Tavon	g	3-7	0-2	0-0	1	4	5	1	6	3	2	0	1	28		
22	Armand, Sean	g	8-19	7-14	4-4	0	5	5	2	27	5	3	1	2	38		
05	English, A.J.	g	4-5	3-4	0-0	0	3	3	3	11	2	0	0	0	17		
10	Gomez, DaShawn	g	0-0	0-0	0-0	0	0	0	0	0	0	0	0	0	1		
12	Jackson, Shawn	g	0-0	0-0	0-0	0	0	0	2	0	0	1	0	0	6		
32	Moikobu, Nyandigisi	g	0-0	0-0	0-0	1	0	1	0	0	1	1	0	0	4		
33	Dennis, Curtis	g	0-1	0-1	0-0	0	0	0	1	0	0	1	0	0	3		
<b>Team</b>						0	3	3									
<b>Totals</b>			31-59	13-27	18-19	7	30	37	17	93	21	15	3	7	200		

FG % 1st Half: 13-31 41.9% 2nd half: 18-28 64.3% Game: 31-59 52.5% Deadball Rebounds 1  
 3FG % 1st Half: 3-11 27.3% 2nd half: 10-16 62.5% Game: 13-27 48.1%  
 FT % 1st Half: 11-11 100.0% 2nd half: 7-8 87.5% Game: 18-19 94.7%

**St. Bonaventure 74 • 7-5**

##	Player	Total			3-Ptr			Rebounds			PF	TP	A	TO	Blk	Stl	Min
		FG-FGA	FG-FGA	FT-FTA	FG-FGA	FG-FGA	FT-FTA	Off	Def	Tot							
11	Conger, Demetrius	f	9-16	1-4	7-7	4	4	8	1	26	1	3	2	0	39		
33	Simmons, Marquise	f	1-4	0-0	0-0	3	2	5	2	2	0	0	0	1	14		
03	Kloof, Charlon	g	3-6	0-0	1-2	1	2	3	5	7	8	2	0	1	22		
05	Gathers, Jordan	g	4-11	0-2	0-0	3	1	4	2	8	1	3	0	0	30		
45	Davenport, Michael	g	3-8	2-4	0-0	0	1	1	0	8	2	0	0	0	21		
02	Masley, Eric	g	3-9	3-6	0-0	0	2	2	1	9	2	1	1	1	23		
21	Wright, Dion	g	0-0	0-0	0-0	0	0	0	0	0	0	0	0	0	1		
23	Johnson, Chris	g	3-12	1-5	2-2	0	0	0	3	9	1	1	0	1	24		
35	Ndoye, Youssou	g	1-4	0-0	3-5	2	5	7	3	5	0	2	1	0	26		
<b>Team</b>						4	4	8									
<b>Totals</b>			27-70	7-21	13-16	17	21	38	17	74	15	12	4	4	200		

FG % 1st Half: 11-35 31.4% 2nd half: 16-35 45.7% Game: 27-70 38.6% Deadball Rebounds 0  
 3FG % 1st Half: 4-10 40.0% 2nd half: 3-11 27.3% Game: 7-21 33.3%  
 FT % 1st Half: 5-7 71.4% 2nd half: 8-9 88.9% Game: 13-16 81.3%

Officials: Roger Ayers, Brian Dorsey, Wally Rutecki  
 Technical fouls: Iona College-None, St. Bonaventure-None.  
 Attendance: 3472

Score by periods	1st	2nd	Total
Iona College	40	53	93
St. Bonaventure	31	43	74

**Game 15** Iona College 78, Manhattan 70  
 (9-6) MAAC Game  
 (3-1) New Rochelle, NY - Hynes Athletics Center  
 January 6, 2013

**Manhattan 70 • 4-10, 2-2 MAAC**

##	Player	Total			3-Ptr			Rebounds			PF	TP	A	TO	Blk	Stl	Min
		FG-FGA	FG-FGA	FT-FTA	FG-FGA	FG-FGA	FT-FTA	Off	Def	Tot							
05	Brown, Rhamel	f	6-11	0-0	4-6	6	3	9	2	16	4	3	7	1	34		
10	McCoy, Ryan	f	0-0	0-0	0-0	0	0	0	1	0	0	0	0	0	10		
13	Andujar, Emmy	f	7-12	0-0	3-3	1	7	8	1	17	3	6	0	0	38		
12	Stores, RaShawn	g	2-6	1-5	0-0	1	1	2	4	5	3	4	0	0	23		
32	Koita, Mohamed	g	2-8	2-5	1-2	2	4	6	1	7	1	1	0	2	27		
00	Richards, Shane	g	3-8	1-6	0-0	0	2	2	1	7	0	0	0	0	20		
01	Jones, CJ	g	3-5	1-1	1-2	0	0	0	5	8	1	2	0	0	17		
22	Colonne, Roberto	g	0-1	0-0	0-0	1	1	2	1	0	0	1	0	0	6		
33	Kates, Donovan	g	4-5	0-1	2-2	1	0	1	3	10	1	2	0	1	25		
<b>Team</b>						1	2	3									
<b>Totals</b>			27-56	5-18	11-15	13	20	33	19	70	13	19	7	4	200		

FG % 1st Half: 14-29 48.3% 2nd half: 13-27 48.1% Game: 27-56 48.2% Deadball Rebounds 2.1  
 3FG % 1st Half: 5-15 33.3% 2nd half: 0-3 0.0% Game: 5-18 27.8%  
 FT % 1st Half: 3-3 100.0% 2nd half: 8-12 66.7% Game: 11-15 73.3%

**Iona College 78 • 9-6, 3-1 MAAC**

##	Player	Total			3-Ptr			Rebounds			PF	TP	A	TO	Blk	Stl	Min
		FG-FGA	FG-FGA	FT-FTA	FG-FGA	FG-FGA	FT-FTA	Off	Def	Tot							
00	Ridley, Taaj	f	5-10	1-1	3-5	1	6	7	3	14	0	1	1	0	28		
13	Laury, David	f	3-5	0-0	0-0	1	2	3	2	6	1	0	0	3	18		
02	Jones, Lamont	g	8-17	4-5	10-10	1	1	2	2	30	2	4	0	2	38		
03	Sledge, Tavon	g	2-2	0-0	2-3	0	0	0	4	6	8	4	1	1	20		
22	Armand, Sean	g	1-7	1-5	3-4	0	1	1	0	6	2	1	0	1	29		
05	English, A.J.	g	2-5	2-3	0-0	0	2	2	1	6	1	1	2	1	22		
10	Gomez, DaShawn	g	0-2	0-0	1-2	0	1	1	1	4	0	0	0	0	12		
23	Bowman, Tre	g	3-3	2-2	1-2	2	2	4	2	9	0	2	0	0	33		
<b>Team</b>						3	3	6									
<b>Totals</b>			24-51	10-16	20-26	8	18	26	15	78	18	13	4	8	200		

FG % 1st Half: 9-27 33.3% 2nd half: 15-24 62.5% Game: 24-51 47.1% Deadball Rebounds 4  
 3FG % 1st Half: 2-7 28.6% 2nd half: 8-9 88.9% Game: 10-16 62.5%  
 FT % 1st Half: 10-13 76.9% 2nd half: 10-13 76.9% Game: 20-26 76.9%

Officials: Mike Kitts, Brian O'Connell, Ed Corbett  
 Technical fouls: Manhattan-None, Iona College-None.  
 Attendance: 2186

Score by periods	1st	2nd	Total
Manhattan	36	34	70
Iona College	30	48	78

**Game 14** Iona College 66, Siena 62  
 (8-6) MAAC Game  
 (2-1) Albany, NY - Times Union Center  
 January 4, 2013

**Iona College 66 • 8-6, 2-1 MAAC**

##	Player	Total			3-Ptr			Rebounds			PF	TP	A	TO	Blk	Stl	Min
		FG-FGA	FG-FGA	FT-FTA	FG-FGA	FG-FGA	FT-FTA	Off	Def	Tot							
00	Ridley, Taaj	f	1-4	0-0	4-4	2	2	4	1	6	0	2	1	0	21		
13	Laury, David	f	6-10	0-0	0-1	2	7	9	4	12	2	1	1	0	35		
02	Jones, Lamont	g	4-13	1-4	10-11	1	3	4	0	19	5	1	0	1	37		
03	Sledge, Tavon	g	0-2	0-1	0-0	1	1	2	2	0	0	2	0	1	17		
22	Armand, Sean	g	5-14	4-11	0-0	0	4	4	3	14	3	1	0	0	39		
05	English, A.J.	g	4-9	2-4	1-2	1	2	3	3	11	2	0	2	1	31		
10	Gomez, DaShawn	g	0-0	0-0	0-0	0	0	0	0	0	0	0	0	0	3		
23	Bowman, Tre	g	2-3	0-1	0-0	1	0	1	1	4	0	0	0	0	5		
32	Moikobu, Nyandigisi	g	0-3	0-0	0-0	2	1	3	0	0	0	0	0	0	10		
33	Dennis, Curtis	g	0-0	0-0	0-0	0	0	0	0	0	0	1	0	0	2		
<b>Team</b>						2	1	3									
<b>Totals</b>			22-58	7-21	15-18	12	21	33	15	66	12	8	4	3	200		

FG % 1st Half: 10-25 40.0% 2nd half: 12-33 36.4% Game: 22-58 37.9% Deadball Rebounds 2.3  
 3FG % 1st Half: 3-8 37.5% 2nd half: 4-13 30.8% Game: 7-21 33.3%  
 FT % 1st Half: 1-2 50.0% 2nd half: 14-16 87.5% Game: 15-18 83.3%

**Siena 62 • 2-12, 0-3 MAAC**

##	Player	Total			3-Ptr			Rebounds			PF	TP	A	TO	Blk	Stl	Min
		FG-FGA	FG-FGA	FT-FTA	FG-FGA	FG-FGA	FT-FTA	Off	Def	Tot							
11	Anosike, O.D.	f	8-11	0-0	3-5	4	11	15	3	19	1	2	1	0	40		
04	Silas, Imoh	c	3-4	0-0	1-2	0	4	4	3	7	0	0	2	0	22		
05	Hymes, Evan	g	1-8	0-4	2-2	1	2	3	4	7	0	0	0	0	39		
12	Brookins, Rakeem	g	3-12	1-5	0-0	0	0	0	3	7	0	4	0	3	38		
33	Poole, Rob	g	6-17	4-8	2-2	2	6	8	2	18	1	2	0	1	39		
00	Aduu, Rich	g	0-0	0-0	0-0	0	0	0	0	1	0	0	0	0	1		
03	Oliver, Ryan	g	0-0	0-0	0-0	0	0	0	0	2	0	1	0	0	4		
21	Martens, Davis	g	1-2	0-0	0-0	0	1	1	0	2	0	0	0	0	5		
31	Bisping, Brett	g	2-4	0-0	1-2	4	2	6	0	5	2	1	0	1	12		
<b>Team</b>						1	0	1									
<b>Totals</b>			24-58	5-17	9-13	12	25	37									

**Game 17** Iona College 97, Canisius 87  
 (11-6) MAAC Game  
 (5-1) New Rochelle, NY - Hynes Athletics Center  
 January 13, 2013

**Canisius 87 • 10-7, 3-3 MAAC**

##	Player	Total		3-Ptr		Rebounds			PF	TP	A	TO	Blk	Stl	Min
		FG-FGA	FG-FGA	FT-FTA	Off	Def	Tot								
13	Manhertz, Chris	f	3-3	0-0	1-1	3	11	14	2	7	0	1	2	0	31
35	Heath, Jordan	f	5-9	1-2	2-2	3	1	4	3	13	1	1	0	2	27
03	Washington, Harold	g	8-14	3-5	7-8	1	1	2	2	26	4	2	0	0	37
12	Baron, Billy	g	8-16	4-8	0-0	2	3	5	2	20	11	4	0	1	38
22	Sosa, Isaac	g	3-12	3-10	0-1	1	1	2	0	9	2	0	0	0	33
01	Asprilla, Freddy	g	1-2	0-0	0-0	2	2	4	2	2	0	1	0	0	6
05	Groves, Reggie	g	2-5	1-3	0-0	1	0	1	2	5	2	4	0	1	14
50	Heath, Josiah	g	2-3	0-0	1-1	0	0	0	3	5	0	1	0	0	14
	Team					0	1	1							
	<b>Totals</b>		<b>32-64</b>	<b>12-28</b>	<b>11-13</b>	<b>13</b>	<b>20</b>	<b>33</b>	<b>16</b>	<b>87</b>	<b>20</b>	<b>14</b>	<b>2</b>	<b>4</b>	<b>200</b>
	FG % 1st Half:	18-34	52.9%	2nd half:	14-30	46.7%	Game:	32-64	50.0%						Deadball Rebounds
	3FG % 1st Half:	7-15	46.7%	2nd half:	5-13	38.5%	Game:	12-28	42.9%						1.2
	FT % 1st Half:	6-7	85.7%	2nd half:	5-6	83.3%	Game:	11-13	84.6%						

**Iona College 97 • 11-6, 5-1 MAAC**

##	Player	Total		3-Ptr		Rebounds			PF	TP	A	TO	Blk	Stl	Min
		FG-FGA	FG-FGA	FT-FTA	Off	Def	Tot								
00	Ridley, Taaj	f	3-5	1-2	1-2	1	4	5	2	8	4	1	0	1	23
02	Jones, Lamont	g	2-9	1-6	2-3	1	1	2	4	7	5	1	0	1	25
03	Sledge, Tavon	g	0-1	0-0	0-0	0	1	1	0	0	3	1	0	0	19
22	Armand, Sean	g	11-18	9-15	1-1	1	4	5	4	32	3	3	2	1	36
24	Laury, David	g	6-9	0-0	1-4	3	6	9	3	13	0	3	1	2	26
05	English, A.J.	g	4-7	2-3	0-2	0	0	0	0	10	1	0	1	1	19
10	Gomez, DaShawn	g	1-2	1-2	0-0	1	0	1	0	3	5	0	0	0	17
23	Bowman, Tre	g	8-13	2-4	6-6	3	3	6	1	24	2	2	0	1	32
32	Moikobu, Nyandigisi	g	0-0	0-0	0-0	1	0	1	0	0	0	0	0	0	2
33	Dennis, Curtis	g	0-1	0-1	0-0	0	0	0	0	0	0	0	0	0	1
	Team					2	1	3							
	<b>Totals</b>		<b>35-65</b>	<b>16-33</b>	<b>11-18</b>	<b>13</b>	<b>20</b>	<b>33</b>	<b>15</b>	<b>97</b>	<b>23</b>	<b>11</b>	<b>4</b>	<b>7</b>	<b>200</b>
	FG % 1st Half:	18-40	45.0%	2nd half:	17-25	68.0%	Game:	35-65	53.8%						Deadball Rebounds
	3FG % 1st Half:	6-20	30.0%	2nd half:	10-13	76.9%	Game:	16-33	48.5%						2
	FT % 1st Half:	5-6	83.3%	2nd half:	6-12	50.0%	Game:	11-18	61.1%						

Officials: Bryan Kersey, Jeffrey Anderson, Bruce Rothwell  
 Technical fouls: Canisius-None, Iona College-None.  
 Attendance: 2094

Score by periods	1st	2nd	Total
Canisius	49	38	87
Iona College	47	50	97

**Game 19** Rider 67, Iona College 62  
 (12-7) MAAC Game  
 (6-2) Lawrenceville, NY - Alumni Gymnasium  
 January 20, 2013

**Iona College 62 • 12-7, 6-2 MAAC**

##	Player	Total		3-Ptr		Rebounds			PF	TP	A	TO	Blk	Stl	Min
		FG-FGA	FG-FGA	FT-FTA	Off	Def	Tot								
13	Laury, David	f	3-8	0-0	4-8	8	9	17	4	10	1	3	3	2	38
02	Jones, Lamont	g	5-16	0-5	10-11	0	3	3	3	20	1	5	0	1	40
05	English, A.J.	g	1-6	1-5	0-0	0	1	1	2	3	1	0	0	2	35
22	Armand, Sean	g	4-11	4-11	3-4	0	2	2	4	15	3	1	0	1	40
23	Bowman, Tre	g	0-2	0-1	0-0	0	3	3	1	0	0	1	0	0	5
03	Sledge, Tavon	g	6-11	0-0	2-3	1	1	2	2	14	1	0	0	1	32
10	Gomez, DaShawn	g	0-1	0-1	0-0	0	0	0	0	0	0	1	0	1	5
32	Moikobu, Nyandigisi	g	0-0	0-0	0-0	0	0	0	0	0	0	0	0	0	2
33	Dennis, Curtis	g	0-1	0-1	0-0	0	0	0	0	0	0	0	0	0	3
	Team					2	2	4							
	<b>Totals</b>		<b>19-56</b>	<b>5-24</b>	<b>19-26</b>	<b>11</b>	<b>21</b>	<b>32</b>	<b>16</b>	<b>62</b>	<b>7</b>	<b>11</b>	<b>3</b>	<b>8</b>	<b>200</b>
	FG % 1st Half:	9-22	40.9%	2nd half:	10-27	37.0%	Game:	19-56	33.9%						Deadball Rebounds
	3FG % 1st Half:	3-15	20.0%	2nd half:	2-9	22.2%	Game:	5-24	20.8%						4
	FT % 1st Half:	9-11	81.8%	2nd half:	10-15	66.7%	Game:	19-26	73.1%						

**Rider 67 • 11-9, 6-2 MAAC**

##	Player	Total		3-Ptr		Rebounds			PF	TP	A	TO	Blk	Stl	Min
		FG-FGA	FG-FGA	FT-FTA	Off	Def	Tot								
13	Stewart, Daniel	f	5-13	0-0	3-5	3	7	10	3	13	1	3	1	0	34
14	Valentine, Shawn	f	2-7	1-4	0-0	2	7	9	3	5	2	3	1	1	33
05	Thompson, Jonathan	g	4-9	0-1	5-8	0	6	6	1	13	7	4	2	1	38
10	Myles, Anthony	g	5-9	2-4	0-2	1	3	4	4	12	0	3	1	0	18
32	Pereira, Tommy	g	5-8	4-6	0-0	3	2	5	2	14	0	0	0	0	33
02	Sadler, Zedric	g	3-9	2-6	0-0	3	2	5	3	8	3	3	0	1	34
15	Alford, Khalil	g	0-0	0-0	0-0	0	0	0	0	0	0	0	0	0	1
21	Nd-Ezuma, Dera	g	0-0	0-0	0-0	0	1	1	0	0	0	0	0	0	1
25	Fortunat, Junior	g	1-4	0-0	0-0	1	0	1	2	2	1	0	2	0	8
	Team					4	1	5							
	<b>Totals</b>		<b>25-59</b>	<b>9-21</b>	<b>8-15</b>	<b>17</b>	<b>29</b>	<b>46</b>	<b>18</b>	<b>67</b>	<b>14</b>	<b>18</b>	<b>7</b>	<b>3</b>	<b>200</b>
	FG % 1st Half:	13-35	37.1%	2nd half:	12-24	50.0%	Game:	25-59	42.4%						Deadball Rebounds
	3FG % 1st Half:	6-12	50.0%	2nd half:	3-9	33.3%	Game:	9-21	42.9%						3
	FT % 1st Half:	3-4	75.0%	2nd half:	5-11	45.5%	Game:	8-15	53.3%						

Officials: Tom Kifts, John Gaffney, Gary Tracy  
 Technical fouls: Iona College-None, Rider-None.  
 Attendance: 1420

Score by periods	1st	2nd	Total
Iona College	30	32	62
Rider	35	32	67

**Game 18** Iona College 84, Fairfield 73  
 (12-6) MAAC Game  
 (6-1) New Rochelle, NY - Hynes Athletics Center  
 January 18, 2013

**Fairfield 73 • 10-9, 2-5 MAAC**

##	Player	Total		3-Ptr		Rebounds			PF	TP	A	TO	Blk	Stl	Min
		FG-FGA	FG-FGA	FT-FTA	Off	Def	Tot								
20	Gilbert, Marcus	f	6-13	0-3	0-0	2	7	9	3	12	2	0	3	0	36
21	Sidibe, Amadou	f	3-7	0-0	0-0	6	5	11	5	6	0	1	1	1	21
41	Matthews, Keith	f	3-5	0-0	1-2	0	1	1	7	0	2	0	0	1	16
03	Needham, Derek	g	9-17	6-11	2-4	1	5	6	3	26	2	3	0	1	35
25	Nickerson, Colin	g	1-2	0-0	0-0	1	1	2	3	2	1	2	0	0	22
10	Jenkins, Justin	g	0-2	0-1	0-0	0	1	1	0	0	0	1	0	0	3
11	Wade, Desmond	g	2-5	0-2	0-0	0	0	0	4	4	1	2	1	1	25
15	Barrow, Maurice	g	4-9	0-0	4-5	5	1	6	3	12	1	2	2	0	23
22	Johnson, Coleman	g	1-5	0-0	2-2	0	1	1	4	0	0	0	0	0	16
30	Mikulic, Josip	g	0-0	0-0	0-0	0	0	0	0	0	0	0	0	0	3
	Team					0	4	4							
	<b>Totals</b>		<b>29-65</b>	<b>6-17</b>	<b>9-13</b>	<b>15</b>	<b>26</b>	<b>41</b>	<b>23</b>	<b>73</b>	<b>7</b>	<b>13</b>	<b>8</b>	<b>4</b>	<b>200</b>
	FG % 1st Half:	13-24	54.2%	2nd half:	16-41	39.0%	Game:	29-65	44.6%						Deadball Rebounds
	3FG % 1st Half:	1-4	25.0%	2nd half:	5-13	38.5%	Game:	6-17	35.3%						2
	FT % 1st Half:	3-6	50.0%	2nd half:	6-7	85.7%	Game:	9-13	69.2%						

**Iona College 84 • 12-6, 6-1 MAAC**

##	Player	Total		3-Ptr		Rebounds			PF	TP	A	TO	Blk	Stl	Min
		FG-FGA	FG-FGA	FT-FTA	Off	Def	Tot								
13	Laury, David	f	2-12	0-0	5-11	4	10	14	2	9	2	1	5	1	33
02	Jones, Lamont	g	10-17	3-5	4-4	2	1	3	3	27	1	3	0	0	37
03	Sledge, Tavon	g	2-4	0-0	2-4	2	0	2	0	6	0	2	0	2	17
22	Armand, Sean	g	7-15	3-8	6-8	1	4	5	1	23	0	0	1	2	40
23	Bowman, Tre	g	1-5	0-2	2-2	2	2	4	1	4	0	0	0	0	23
05	English, A.J.	g	1-5	0-1	2-2	3	6	4	4	3	0	0	0	2	26
10	Gomez, DaShawn	g	3-5	3-4	0-0	0	1	1	9	3	2	0	0	0	17
32	Moikobu, Nyandigisi	g	1-1	0-0	0-0	0	1	1	2	2	0	0	0	0	7
	Team					1	1	2							
	<b>Totals</b>		<b>27-64</b>	<b>9-20</b>	<b>21-31</b>	<b>15</b>	<b>23</b>	<b>38</b>	<b>14</b>	<b>84</b>	<b>9</b>	<b>8</b>	<b>6</b>	<b>7</b>	<b>200</b>
	FG % 1st Half:	13-35	37.1%	2nd half:	14-29	48.3%	Game:	27-65	42.2%						Deadball Rebounds
	3FG % 1st Half:	4-11	36.4%	2nd half:	5-9	55.6%	Game:	9-20	45.0%						6
	FT % 1st Half:	11-17	64.7%	2nd half:	10-14	71.4%	Game:	21-31	67.7%		</				

Game 21 Iona College 79, Loyola Maryland 71 (14-7) MAAC Game (8-2) Baltimore, MD - Reitz Arena January 27, 2013

Iona College 79 • 14-7, 8-2 MAAC

Table with 15 columns: ##, Player, Total FG-FGA, 3-Ptr FG-FGA, FT-FTA, Rebounds Off Def Tot, PF, TP, A TO Blk Stl, Min. Includes game summary statistics for FG, 3FG, FT and Deadball Rebounds.

Loyola Maryland 71 • 15-7, 7-3 MAAC

Table with 15 columns: ##, Player, Total FG-FGA, 3-Ptr FG-FGA, FT-FTA, Rebounds Off Def Tot, PF, TP, A TO Blk Stl, Min. Includes game summary statistics for FG, 3FG, FT and Deadball Rebounds.

Officials: Jeffrey Anderson, Brian Dorsey, Brian O'Connell Technical fouls: Iona College-None, Loyola Maryland-None. Attendance: 2028

Score by periods table with columns: ##, Player, 1st, 2nd, Total. Shows scores for Iona College and Loyola Maryland.

Game 23 Canisius 77, Iona College 74 (14-9) MAAC Game (8-4) Buffalo, NY - Koessler Center February 2, 2013

Iona College 74 • 14-9, 8-4 MAAC

Table with 15 columns: ##, Player, Total FG-FGA, 3-Ptr FG-FGA, FT-FTA, Rebounds Off Def Tot, PF, TP, A TO Blk Stl, Min. Includes game summary statistics for FG, 3FG, FT and Deadball Rebounds.

Canisius 77 • 15-8, 8-4 MAAC

Table with 15 columns: ##, Player, Total FG-FGA, 3-Ptr FG-FGA, FT-FTA, Rebounds Off Def Tot, PF, TP, A TO Blk Stl, Min. Includes game summary statistics for FG, 3FG, FT and Deadball Rebounds.

Officials: Joe DeMayo, Tony Crisp, Ken Turner Technical fouls: Iona College-None, Canisius-None. Attendance: 1852

Score by periods table with columns: ##, Player, 1st, 2nd, Total. Shows scores for Iona College and Canisius.

Game 22 Niagara 93, Iona College 90 OT (14-8) MAAC Game (8-3) Niagara University, NY - Gallagher Center January 31, 2013

Iona College 90 • 14-8, 8-3 MAAC

Table with 15 columns: ##, Player, Total FG-FGA, 3-Ptr FG-FGA, FT-FTA, Rebounds Off Def Tot, PF, TP, A TO Blk Stl, Min. Includes game summary statistics for FG, 3FG, FT and Deadball Rebounds.

Niagara 93 • 14-8, 10-1 MAAC

Table with 15 columns: ##, Player, Total FG-FGA, 3-Ptr FG-FGA, FT-FTA, Rebounds Off Def Tot, PF, TP, A TO Blk Stl, Min. Includes game summary statistics for FG, 3FG, FT and Deadball Rebounds.

Officials: Brian Dorsey, Jim Haney, Andrew Maira Technical fouls: Iona College-None, Niagara-Tanksley, Ameen. Attendance: 1856

Score by periods table with columns: ##, Player, 1st, 2nd, OT, Total. Shows scores for Iona College and Niagara.

Game 24 Marist 105, Iona College 104 OT (14-10) MAAC Game (8-5) New Rochelle, NY - Hynes Athletics Center February 7, 2013

Marist 105 • 6-18, 3-10 MAAC

Table with 15 columns: ##, Player, Total FG-FGA, 3-Ptr FG-FGA, FT-FTA, Rebounds Off Def Tot, PF, TP, A TO Blk Stl, Min. Includes game summary statistics for FG, 3FG, FT and Deadball Rebounds.

Iona College 104 • 14-10, 8-5 MAAC

Table with 15 columns: ##, Player, Total FG-FGA, 3-Ptr FG-FGA, FT-FTA, Rebounds Off Def Tot, PF, TP, A TO Blk Stl, Min. Includes game summary statistics for FG, 3FG, FT and Deadball Rebounds.

Officials: Gene Steratore, Bill McCarthy and Mike McCloskey Technical fouls: Marist-None, Iona College-None. Attendance: 2875

Score by periods table with columns: ##, Player, 1st, 2nd, OT, Total. Shows scores for Marist and Iona College.

**Game 25** Iona College 78, Rider 71  
 (15-10) MAAC Game  
 (9-5) New Rochelle, NY - Hynes Center  
 February 9, 2013

Rider 71 • 13-13, 8-6 MAAC

##	Player	Total		3-Ptr		Rebounds			PF	TP	A	TO	Blk	Stl	Min
		FG-FGA	FG-FGA	FT-FTA	Off	Def	Tot								
10	Myles, Anthony	f	7-16	4-10	1-2	0	3	3	3	19	2	1	1	0	37
13	Stewart, Daniel	f	3-6	0-0	2-5	0	5	5	3	8	3	0	3	2	33
21	Nd-Ezuma, Dera	f	2-2	0-0	0-0	1	1	2	2	4	1	0	1	0	12
05	Thompson, Jonathon	g	9-14	4-9	4-5	1	2	3	2	26	5	2	1	0	38
11	Lindsey, Nurideen	g	2-4	1-2	1-3	0	1	1	2	6	1	3	0	0	15
02	Sadler, Zedric	g	1-1	0-0	0-0	1	1	2	2	6	0	3	1	0	25
14	Valentine, Shawn	g	0-2	0-1	0-0	0	2	2	0	0	1	1	2	0	9
15	Alford, Khalil	g	2-3	0-1	2-2	1	0	1	1	6	0	0	1	0	12
25	Fortunat, Junior	g	0-1	0-0	0-0	1	2	3	4	0	0	1	0	0	12
32	Pereira, Tommy	g	0-3	0-3	0-0	0	0	0	0	0	1	0	0	0	7
Team						1	4	5							
Totals			26-52	9-26	10-17	6	21	27	19	71	14	11	10	2	200
FG % 1st Half:		11-24	45.8%	2nd half:	15-28	53.6%	Game:		26-52	50.0%					Deadball
3FG % 1st Half:		3-12	25.0%	2nd half:	6-14	42.9%	Game:		9-26	34.6%					Rebounds
FT % 1st Half:		6-7	85.7%	2nd half:	4-10	40.0%	Game:		10-17	58.8%					3

Iona College 78 • 15-10, 9-5 MAAC

##	Player	Total		3-Ptr		Rebounds			PF	TP	A	TO	Blk	Stl	Min
		FG-FGA	FG-FGA	FT-FTA	Off	Def	Tot								
00	Ridley, Taaj	f	2-6	0-0	2-2	2	3	5	4	6	1	0	1	0	32
13	Laury, David	f	2-6	0-0	0-1	1	5	6	4	4	2	1	0	1	29
02	Jones, Lamont	g	10-19	1-5	11-13	1	5	6	2	32	3	4	0	0	39
22	Armand, Sean	g	8-13	4-6	4-4	1	2	3	1	24	1	2	0	0	36
23	Bowman, Tre	g	2-3	2-3	0-0	1	2	3	1	6	0	1	0	1	20
03	Sledge, Tavon	g	0-1	0-0	4-6	0	3	3	3	4	5	0	0	2	31
32	Moikabu, Nyandigisi	g	1-2	0-0	0-0	1	0	1	3	2	0	1	0	0	13
Team						1	4	5							
Totals			25-50	7-14	21-26	8	24	32	18	78	12	9	1	4	200
FG % 1st Half:		11-26	42.3%	2nd half:	14-24	58.3%	Game:		25-50	50.0%					Deadball
3FG % 1st Half:		2-6	33.3%	2nd half:	5-8	62.5%	Game:		7-14	50.0%					Rebounds
FT % 1st Half:		14-16	87.5%	2nd half:	7-10	70.0%	Game:		21-26	80.8%					1

Officials: Bob Adams, Dan Anderson, Gary Tracy  
 Technical fouls: Rider-None, Iona College-None.  
 Attendance: 2161

Score by periods	1st	2nd	Total
Rider	31	40	71
Iona College	38	40	78

**Game 27** Fairfield 66, Iona College 64  
 (15-12) MAAC Game  
 (9-7) Bridgeport, CT - Webster Bank Arena  
 February 18, 2013

Iona College 64 • 15-12, 9-7 MAAC

##	Player	Total		3-Ptr		Rebounds			PF	TP	A	TO	Blk	Stl	Min
		FG-FGA	FG-FGA	FT-FTA	Off	Def	Tot								
00	Ridley, Taaj	f	0-2	0-0	0-0	1	2	3	3	0	1	3	0	0	8
13	Laury, David	f	9-17	1-3	10-11	0	2	2	0	29	1	1	0	1	37
10	Gomez, DaShawn	g	0-4	0-2	0-0	2	2	4	0	0	3	0	0	0	28
22	Armand, Sean	g	5-10	2-5	2-2	2	2	4	3	14	1	1	0	3	40
23	Bowman, Tre	g	2-7	0-3	0-0	0	3	3	2	4	0	0	0	3	36
01	Anderson, DeSean	g	0-0	0-0	0-0	0	0	0	0	1	0	0	0	0	2
03	Sledge, Tavon	g	2-5	1-1	0-0	0	2	2	1	5	2	1	0	0	17
13	Laury, David	g	5-11	0-0	2-2	2	4	6	2	12	0	2	3	3	32
Team						1	2	3							
Totals			23-56	4-14	14-15	8	19	27	12	64	8	8	3	10	200
FG % 1st Half:		13-33	39.4%	2nd half:	10-23	43.5%	Game:		23-56	41.1%					Deadball
3FG % 1st Half:		2-10	20.0%	2nd half:	2-4	50.0%	Game:		4-14	28.6%					Rebounds
FT % 1st Half:		6-6	100.0%	2nd half:	8-9	88.9%	Game:		14-15	93.3%					0

Fairfield 66 • 17-11, 9-7 MAAC

##	Player	Total		3-Ptr		Rebounds			PF	TP	A	TO	Blk	Stl	Min
		FG-FGA	FG-FGA	FT-FTA	Off	Def	Tot								
20	Gilbert, Marcus	f	2-6	2-5	0-0	0	0	0	3	6	0	1	1	0	10
21	Sidibe, Amadou	f	3-3	0-0	3-3	7	2	9	1	9	1	4	0	0	26
30	Mikulic, Josip	f	0-3	0-3	0-0	0	0	0	0	0	0	0	0	0	6
03	Needham, Derek	g	5-12	4-9	3-4	2	4	6	3	17	3	2	1	0	36
25	Nickerson, Colin	g	2-6	0-1	0-0	0	8	8	0	4	5	3	0	0	33
10	Jenkins, Justin	g	4-8	2-4	2-2	0	1	1	4	12	5	0	0	1	27
15	Barrow, Maurice	g	3-9	0-0	4-4	1	7	8	1	10	1	4	0	0	37
22	Johnson, Coleman	g	2-4	0-0	0-0	0	2	2	0	4	1	1	1	0	11
41	Matthews, Keith	g	2-3	0-0	0-0	1	1	2	1	4	1	0	1	0	14
Team						2	1	3							
Totals			23-54	8-22	12-13	13	26	39	13	66	17	15	4	2	200
FG % 1st Half:		12-29	41.4%	2nd half:	11-25	44.0%	Game:		23-54	42.6%					Deadball
3FG % 1st Half:		3-12	25.0%	2nd half:	5-10	50.0%	Game:		8-22	36.4%					Rebounds
FT % 1st Half:		6-6	100.0%	2nd half:	6-7	85.7%	Game:		12-13	92.3%					0

Officials: Bob Adams, Brian O'Connell, Brian Kersey  
 Technical fouls: Iona College-None, Fairfield-None.  
 Attendance: 3082

Score by periods	1st	2nd	Total
Iona College	34	30	64
Fairfield	33	33	66

Last FG - ION 2nd-00:21, FFD 2nd-00:05.  
 Largest lead - ION by 11 1st-10:39, FFD by 5 2nd-12:44.

Score tied - 6 times.  
 Lead changed - 16 times.

**Game 26** Manhattan 74, Iona College 73 2OT  
 (15-11) MAAC Game  
 (9-6) Riverdale, NY - Draddy Gymnasium  
 February 15, 2013

Iona College 73 • 15-11, 9-6 MAAC

##	Player	Total		3-Ptr		Rebounds			PF	TP	A	TO	Blk	Stl	Min
		FG-FGA	FG-FGA	FT-FTA	Off	Def	Tot								
00	Ridley, Taaj	f	5-12	0-1	2-3	5	11	16	4	12	1	1	0	1	42
13	Laury, David	f	4-9	0-0	8-9	2	3	5	2	16	0	3	2	0	37
02	Jones, Lamont	g	6-20	3-7	2-4	0	1	1	5	17	1	3	0	1	50
03	Sledge, Tavon	g	0-1	0-0	0-0	0	1	1	0	1	1	0	1	0	19
22	Armand, Sean	g	6-15	3-8	1-2	3	3	6	5	16	2	2	1	4	49
10	Gomez, DaShawn	g	2-6	2-5	2-2	0	1	1	3	8	5	2	0	2	35
32	Moikabu, Nyandigisi	g	1-1	0-0	0-0	0	1	1	0	2	1	0	0	0	8
33	Dennis, Curtis	g	1-1	0-0	0-0	0	0	0	0	2	0	0	0	0	10
Team						1	2	3							
Totals			25-65	8-21	15-20	11	23	34	20	73	11	12	3	9	250
FG % 1st Half:		13-33	39.4%	2nd half:	8-20	40.0%	OT:		4-12	33.3%	Game:		25-65	38.5%	Deadball
3FG % 1st Half:		5-11	45.5%	2nd half:	2-6	33.0%	OT:		1-4	25.0%	Game:		8-21	38.1%	Rebounds
FT % 1st Half:		2-3	66.7%	2nd half:	7-9	77.8%	OT:		6-8	75.0%	Game:		15-20	75.0%	4

Manhattan 74 • 10-15, 8-7 MAAC

##	Player	Total		3-Ptr		Rebounds			PF	TP	A	TO	Blk	Stl	Min
		FG-FGA	FG-FGA	FT-FTA	Off	Def	Tot								
22	Colonette, Roberto	f	0-2	0-0	0-0	4	2	6	1	0	1	1	1	0	17
05	Brown, Rhamel	c	9-18	0-0	3-6	10	7	17	4	21	0	2	7	0	42
31	Alvarado, Michael	g	2-9	1-3	2-4	0	2	2	7	2	3	0	0	0	41
32	Koita, Mohamed	g	0-2	0-1	0-0	1	1	2	2	0	0	0	0	1	8
30	Kates, Donovan	g	3-9	2-7	2-2	1	3	4	2	10	0	3	0	0	28
00	Richards, Shane	g	5-8	5-8	0-0	0	4	4	1	15	1	2	0	1	36
01	Jones, CJ	g	0-1	0-0	0-0	0	0	0	0	0	0	1	0	0	5
12	Stores, RaShawn	g	2-4	0-2	2-4	0	0	0	2	6	1	2	0	0	32
13	Andujar, Emmy	g	7-15	0-1	1-5	2	3	5	4	15	5	3	0	1	41
Team						4	6	10							
Totals			28-68	8-22	10-21	22	28	50	18	74	10	17	8	3	250
FG % 1st Half:		13-27	48.1%	2nd half:	10-29	34.5%	OT:		5-12	41.7%	Game:		28-68	41.2%	Deadball
3FG % 1st Half:		4-9	44.4%	2nd half:	2-8	25.0%	OT:		2-5	40.0%	Game:		8-22	36.4%	Rebounds
FT % 1st Half:		1-4	25.0%	2nd half:	5-9	55.6%	OT:		4-8	50.0%	Game:		10-21	47.6%	6.2

Officials: Gene Saterone, Gary Prager, Bill McCarthy  
 Technical fouls: Iona College-None, Manhattan-None.  
 Attendance: 2520

Score by periods	1st	2nd	OT	OT2	Total
Iona College	33	25	7	8	73
Manhattan	31	27	7	9	74

**Game 28** Indiana State 65, Iona College 64  
 (15-13) Ramanda Worldwide ESPN Bracketbusters  
 Terre Haute, IN - Hulman Center  
 February 23, 2013

Iona College 64 • 15-13

##	Player	Total		3-Ptr		Rebounds		
----	--------	-------	--	-------	--	----------	--	--

**Game 29** Iona College 90, Loyola 86  
 (16-13) MAAC Game  
 (10-7) New Rochelle, NY - Hynes Center  
 March 1, 2013

**Loyola Maryland 86 • 20-10, 11-6 MAAC**

##	Player	f/g	Total		3-Ptr		Rebounds			PF	TP	A	TO	Blk	Stl	Min
			FG-FGA	FT-FTA	FG-FGA	FT-FTA	Off	Def	Tot							
01	Winbush, Anthony	f	10-12	0-1	0-0	2	6	8	3	20	3	1	0	1	36	
24	Etherly, Erik	f	9-16	0-0	5-7	4	6	10	4	23	5	3	0	3	38	
30	Brooks, Julius	f	1-3	0-0	0-2	1	1	2	1	2	0	0	1	0	11	
03	Cormier, Dylon	g	2-6	0-3	2-3	0	0	0	4	6	6	2	0	0	24	
25	Olson, Robert	g	8-15	5-10	2-3	0	2	2	3	23	2	1	0	0	35	
12	Williams, R.J.	g	1-5	1-3	0-0	0	0	0	3	3	7	5	1	4	31	
13	Rassman, Franz	g	3-4	0-1	0-0	0	0	0	3	6	0	0	0	1	11	
15	Latham, Jordan	g	1-3	0-0	1-1	0	1	1	1	3	0	0	0	0	11	
21	Jones, Jarred	g	0-0	0-0	0-0	0	0	0	0	0	0	0	1	0	3	
<b>Team</b>						1	4	5								
<b>Totals</b>			35-64	6-18	10-16	8	20	28	22	86	23	12	3	9	200	
FG % 1st Half:		16-32	50.0%	2nd half:	19-32	59.4%	Game:		35-64	54.7%	Deadball					
3FG % 1st Half:		2-10	20.0%	2nd half:	4-8	50.0%	Game:		6-18	33.3%	Rebounds		2			
FT % 1st Half:		2-4	50.0%	2nd half:	8-12	66.7%	Game:		10-16	62.5%						

**Iona College 90 • 16-13, 10-7 MAAC**

##	Player	f/g	Total		3-Ptr		Rebounds			PF	TP	A	TO	Blk	Stl	Min
			FG-FGA	FT-FTA	FG-FGA	FT-FTA	Off	Def	Tot							
00	Ridley, Taaj	f	6-9	0-0	3-4	2	2	4	3	15	0	2	0	0	26	
13	Laury, David	f	7-9	0-0	0-3	2	6	8	4	14	6	1	2	0	26	
02	Jones, Lamont	g	11-15	4-7	9-11	0	3	3	2	35	3	5	0	1	37	
03	Sledge, Tavon	g	0-2	0-0	2-2	0	4	4	2	7	1	1	4	29		
22	Armand, Sean	g	3-11	1-5	1-2	2	2	4	2	8	5	3	0	0	38	
10	Gomez, DaShawn	g	0-1	0-1	0-0	0	1	1	0	0	2	0	0	0	8	
23	Bowman, Tre	g	5-7	1-2	2-2	1	5	6	1	13	1	1	0	0	22	
32	Moikobu, Nyandigisi	g	0-0	0-0	0-0	1	1	2	0	0	1	0	0	0	6	
33	Dennis, Curtis	g	1-3	1-3	0-0	0	0	0	0	3	0	1	0	0	8	
<b>Team</b>						0	1	1			1					
<b>Totals</b>			33-57	7-18	17-24	8	25	33	14	90	24	16	3	5	200	
FG % 1st Half:		14-32	43.8%	2nd half:	19-25	76.0%	Game:		33-57	57.9%	Deadball					
3FG % 1st Half:		5-13	38.5%	2nd half:	2-5	40.0%	Game:		7-18	38.9%	Rebounds		3			
FT % 1st Half:		3-5	60.0%	2nd half:	14-19	73.7%	Game:		17-24	70.8%						

Officials: Bryan Kersey, Clarence Armstrong, Earl Walton  
 Technical fouls: Loyola Maryland-TEAM, Iona College-None.  
 Attendance: 2521

Score by periods	1st	2nd	Total
Loyola Maryland	36	50	86
Iona College	36	54	90

Last FG - LOY 2nd-00:03, ION 2nd-00:48.  
 Largest lead - LOY by 4 2nd-17:37, ION by 11 1st-10:27.

	In	Off	2nd	Fast	Bench
Points	Point	T/O	Chance	Break	
LOY	54	21	10	16	12
ION	42	11	10	16	16

Score tied - 7 times.  
 Lead changed - 4 times.

**Game 30** Iona College 80, Siena 61  
 (17-13) MAAC Game  
 (11-7) New Rochelle, NY - Hynes Center  
 March 3, 2013

**Siena 61 • 7-23, 4-14 MAAC**

##	Player	f/g	Total		3-Ptr		Rebounds			PF	TP	A	TO	Blk	Stl	Min
			FG-FGA	FT-FTA	FG-FGA	FT-FTA	Off	Def	Tot							
01	Anosike, O.D.	f	6-9	0-0	5-6	0	8	8	3	17	2	4	0	0	32	
34	Silas, Imoh	f	1-3	0-0	1-4	0	3	3	2	3	0	5	2	0	25	
02	Burdine, Treinity	g	2-5	1-2	1-1	1	2	3	2	6	4	2	0	2	30	
05	Hymes, Evan	g	3-12	3-10	1-2	1	0	1	0	10	2	4	0	1	38	
33	Poole, Rob	g	3-9	3-8	0-0	0	2	2	1	9	2	1	0	0	33	
00	Audu, Rich	g	1-4	1-4	0-0	0	0	0	1	3	1	2	0	1	17	
15	Hopper, Marcus	g	0-1	0-1	0-0	0	0	0	0	0	0	0	0	0	1	
20	Leppanen, Chris	g	0-0	0-0	0-0	0	0	0	0	0	0	1	0	0	2	
21	Martens, Davis	g	5-8	0-0	3-4	5	5	10	1	13	2	2	1	0	22	
<b>Team</b>						3	2	5								
<b>Totals</b>			21-51	8-25	11-17	10	22	32	10	61	14	20	3	4	200	
FG % 1st Half:		7-26	26.9%	2nd half:	14-25	56.0%	Game:		21-51	41.2%	Deadball					
3FG % 1st Half:		2-13	15.4%	2nd half:	6-12	50.0%	Game:		8-25	32.0%	Rebounds		3			
FT % 1st Half:		5-8	62.5%	2nd half:	6-9	66.7%	Game:		11-17	64.7%						

**Iona College 80 • 17-13, 11-7 MAAC**

##	Player	f/g	Total		3-Ptr		Rebounds			PF	TP	A	TO	Blk	Stl	Min
			FG-FGA	FT-FTA	FG-FGA	FT-FTA	Off	Def	Tot							
00	Ridley, Taaj	f	7-12	0-2	0-0	5	4	9	3	14	1	2	1	1	30	
13	Laury, David	f	5-9	0-0	3-4	1	6	7	1	13	5	1	1	4	33	
02	Jones, Lamont	g	7-17	1-5	1-1	0	2	2	0	16	4	2	0	2	35	
03	Sledge, Tavon	g	0-0	0-0	2-4	0	0	0	1	2	5	2	0	3	12	
22	Armand, Sean	g	4-12	3-9	0-0	1	3	4	2	11	4	3	0	1	35	
01	Anderson, DeSean	g	1-2	0-0	0-0	1	0	1	1	2	0	0	0	0	1	
04	Boateng, Spencer	g	0-1	0-0	0-0	0	0	0	0	0	1	0	0	0	1	
10	Gomez, DaShawn	g	0-0	0-0	0-0	0	0	0	0	0	2	0	0	0	5	
23	Bowman, Tre	g	1-2	0-0	0-0	0	2	2	1	2	0	0	0	0	15	
32	Moikobu, Nyandigisi	g	3-3	0-0	0-0	1	1	2	2	6	1	0	0	0	15	
33	Dennis, Curtis	g	5-8	4-7	0-0	1	1	2	2	14	2	0	0	0	18	
<b>Team</b>						2	3	5								
<b>Totals</b>			33-66	8-23	6-9	12	22	34	13	80	25	10	2	11	200	
FG % 1st Half:		16-35	45.7%	2nd half:	17-31	54.8%	Game:		33-66	50.0%	Deadball					
3FG % 1st Half:		4-12	33.3%	2nd half:	4-11	36.4%	Game:		8-23	34.8%	Rebounds		2.1			
FT % 1st Half:		2-3	66.7%	2nd half:	4-6	66.7%	Game:		6-9	66.7%						

Officials: John Gaffney, Wally Rutecki, Guy Pagano  
 Technical fouls: Siena-None, Iona College-None.  
 Attendance: 2525

Score by periods	1st	2nd	Total
Siena	21	40	61
Iona College	38	42	80

Last FG - SIE 2nd-00:36, ION 2nd-00:49.  
 Largest lead - SIE None, ION by 24 2nd-00:49.

	In	Off	2nd	Fast	Bench
Points	Point	T/O	Chance	Break	
SIE	24	6	14	2	16
ION	40	26	13	15	24

Score tied - 3 times.  
 Lead changed - 0 times.

**Game 31** Iona College vs. Canisius  
 (17-13) MAAC Championship Quarterfinal  
 Springfield, MA - MassMutual Center  
 March 9, 2013

## The Last Time Iona...

Played in Overtime – Manhattan 74, Iona 73 (Feb. 15, 2013)  
 Won in Overtime – Iona 81, Georgia 78 (Dec. 15, 2012)  
 Played in Double Overtime – Manhattan 74, Iona 73 (Feb. 15, 2013)  
 Won in Double Overtime – Iona 104, Saint Joseph's (Nov. 23, 2011)  
 Played in Triple Overtime – Iona 88, Canisius 90 (Jan. 30, 2005)  
 Beat a Ranked Opponent – Iona 89, No. 23 Iowa State 72 (Nov. 26, 2005)  
 Played a Ranked Opponent – Iona 77, No. 5 Syracuse 83 (Dec. 18, 2010)  
**Won by 15 points or more – 19 – Iona 80, Siena 61 (Mar. 3, 2013)**  
 Won by 20 points or more – 28 – Iona 100, Norfolk State 72 (Dec. 23, 2012)  
 Won by 30 points or more – 37 – Iona 98, Saint Peter's 61 (Feb. 26, 2012)  
 Won by 40 points or more – 44 – Iona 105, Bucknell 61 (Dec. 2, 2000)  
 Won by 50 points or more – 51 – Iona 100, Pace 49 (Dec. 6, 1968)  
 Lost by 15 points or more – 19 – Iona 63, Marshall 82 (Dec. 11, 2011)  
 Lost by 20 points or more – 20 – Iona 68, Siena 88 (Feb. 5, 2010)  
 Lost by 30 points or more – 31 – Iona 36, Louisville 67 (Dec. 29, 2007)  
 Lost by 50 points or more – 50 – Iona 54, No. 1 UConn 104 (Dec. 20, 2003)  
 Scored 100 points or more – 104 – Marist 105, Iona 104 (Feb. 7, 2013)  
 Scored 90-99 points – 90 – Iona 90, Loyola 86 (Mar. 1, 2013)  
**Scored 80-89 points – 80 – Iona 80, Siena 61 (Mar. 3, 2013)**  
 Scored less than 60 points – 57 – Iona 57, Saint Peter's 62 (Mar. 7, 2011)  
 Scored less than 50 points – 41 – Iona 79, Marist 41 (Jan. 16, 2011)  
 Scored less than 40 points – 39 – Iona 39, Manhattan 52 (Feb. 9, 2009)  
 Both teams scored less than 60 – Iona 56, Marist 51 (Feb. 7, 2010)  
 Both teams scored less than 50 – Iona 49, Saint Peter's 48 (Feb. 28, 2010)  
 Allowed an opponent to score 90 or more – 93 – Niagara 93, Iona 90 (Jan. 31, 2013)  
 Allowed an opponent to score 100 or more – 105 – Marist 105, Iona 104 (Feb. 7, 2013)  
 Held an opponent to under 60 – 58 – Iona 65, Denver 58 (Nov. 9, 2012)  
 Held an opponent to under 50 – 40 – Iona 64, Saint Peter's 40 (Jan. 29, 2012)  
 Shot 70.0% or better from the floor – 70.0% – vs. Wagner (Dec. 3, 2002)  
 Shot 60.0% or better from the floor – 62.3% – vs. Nevada (Feb. 18, 2012)  
 Shot 55.0% or better from the floor – 57.9% – vs. Loyola (Mar. 1, 2013)  
 Shot 40.0% or lower from the floor – 39.7% – at Canisius (Feb. 2, 2013)  
 Shot less than 30.0% from the floor – 29.8% – at Saint Peter's (Feb. 27, 2009)  
 Held an opponent to less than 35.0% from the floor – 34.8% – at Saint Peter's (Jan. 29, 2012)  
 Held an opponent to less than 30.0% from the floor – 28.0% – at Niagara (Jan. 16, 2010)  
 Held an opponent to less than 25.0% from the floor – 23.7% – vs. St. Bonaventure (Nov. 19, 2004)  
 Allowed an opponent to shoot 50.0% or better from the floor – 54.7% – vs. Loyola (Mar. 1, 2013)  
 Allowed an opponent to shoot 60.0% or better from the floor – 64.9% – vs. Robert Morris (Nov. 29, 2008)  
 Made 18 or more three-point FGs – 18 – vs. Liberty (Dec. 18, 2012) (school record)  
 Made 18 or more three-point FGs – 18 – at Albany (Nov. 23, 2010) (school record)  
 Made 17 three-point FG – 17 – vs. Siena (Jan. 3, 2012)  
 Made 16 three-point FG – 16 – vs. Canisius (Jan. 13, 2013)  
 Made 15 three-point FG – 15 – vs. Saint Peter's (Feb. 26, 2012) (Hynes record)  
 Made 14 three-point FG – 14 – vs. Wake Forest (Nov. 17, 2012)  
 Made 13 three-point FG – 13 – at St. Bonaventure (Dec. 31, 2012)  
 Made 12 three-point FG – 12 – vs. Saint Peter's (Jan. 25, 2013)  
 Made 11 three-point FG – 11 – vs. Marist (Feb. 7, 2013)  
 Made 10 three-point FG – 10 – vs. Manhattan (Jan. 6, 2013)  
 Did not make a three-pt. FG – (0-10) at Marist (Dec. 5, 2008)  
 Attempted 50 or more FT – 50 (38 made) – at Marist (Jan. 28, 2005)  
 Attempted 40 or more FT – 40 (27 made) – at Loyola (Jan. 30, 2011)  
 Made 35 or more FT – 35 (48 att.) – at Loyola (Md.) (Feb. 8, 2006)  
 Made 30 or more FT – 31 (39 att.) – vs. Niagara (Feb. 10, 2005)  
 Had 50 or more rebounds – 53 – vs. Marist (Jan. 7, 2013)  
 Had 45 or more rebounds – 49 – at Canisius (Feb. 2, 2013)  
 Had at least 40 rebounds – 40 – at Indiana State (Feb. 23, 2013)  
 Had 25 or less rebounds – 20 – vs. Fairfield (Mar. 4, 2012)  
 Had 30 or more assists – 31 – vs. La Salle (Feb. 22, 1988)  
 Had 28-29 assists – 28 – vs. Long Island (Nov. 28, 2011)  
**Had 25-27 assists – 25 – vs. Siena (Mar. 3, 2013)**  
 Had 20-24 assists – 24 – vs. Loyola (Mar. 1, 2013)  
 Made 15 or more steals – 17 – vs. Western Michigan (Nov. 18, 2011)  
 Made 20 or more steals – 20 – at Loyola (Md.) (Jan. 6, 2008)  
 Had 20 or more turnovers – 23 – at Hofstra (Dec. 29, 2011)  
 Had 25 or more turnovers – 25 – at Rider (Jan. 21, 2008)  
 Had less than 10 turnovers – 8 – at Fairfield (Feb. 18, 2013)  
 Blocked 10 or more shots – 10 – at Siena (Feb. 1, 2007)  
 Had six or more players in double figures – vs. Western Michigan (Nov. 18, 2011)  
**Had five players in double figures – vs. Siena (Mar. 3, 2013)**  
 Had four players in double figures – vs. Loyola (Mar. 1, 2013)  
 Had zero players in double figures – vs. Siena (Dec. 7, 2009)

## The Last Time An Iona player...

Scored 50 or more – 50 – Warren Issac vs. Bates (Dec. 18, 1964)  
 Scored 40 or more – 40 – Lamont Jones vs. Quinnipiac (Nov. 16, 2012)  
 Scored 35 or more – 35 – Lamont Jones vs. Loyola (Mar. 1, 2013)  
 Scored 30 or more – 32 – Lamont Jones vs. Rider (Feb. 9, 2013)  
 Scored 25 or more – 26 – Lamont Jones at Indiana State (Feb. 23, 2013)  
 Scored back-to-back 30+ point efforts – Lamont Jones at Canisius, vs. Marist (Feb. 2-7, 2013)  
 Two players had at least 30 points – Mike Glover (34) and Scott Machado (33) vs. Saint Joseph's (Nov. 23, 2011)  
 Two players had at least 20 points – Lamont Jones (32) and Sean Armand (24) vs. Rider (Feb. 9, 2013)  
 Three players had 20 points – Ricky Soliver (22), Charles Henson (21), Greg Jenkins (20) vs. St. Peter's (Jan. 21, 2005)  
 Hit at least 10 3-pt FG – 10 – Sean Armand vs. Siena (Jan. 3, 2012) (School/MAAC Record)  
 Hit 9 3-pt FG – 9 – Sean Armand vs. Canisius (Jan. 13, 2013)  
 Hit 8 3-pt FG – 8 – Kyle Smyth at Albany (Nov. 23, 2010)  
 Hit 7 3-pt FG – 7 – Sean Armand at St. Bonaventure (Dec. 31, 2012)  
 Hit 6 3-pt. FG – 6 – Sean Armand at William & Mary (Dec. 21, 2011)  
 Hit 5 3-pt. FG – 5 – Sean Armand at Saint Joseph's (Dec. 28, 2012)  
 Made at least 10 free throws – 10 – Lamont Jones at Indiana State (Feb. 23, 2013)  
 Made at least 15 free throws – 16 – Devon Clarke at Fairfield (Dec. 7, 2008)  
 Had 20 or more rebounds – 20 – Jonathan Duck vs. Seton Hall (Nov. 24, 1990)  
 Had 18 or more rebounds – 18 – Kiril Wachsmann at Fairfield (Feb. 6, 2006)  
 Had 17 or more rebounds – 17 – David Laury at Rider (Jan. 20, 2013)  
 Had 15 rebounds or more – 16 – Taj Ridley at Manhattan (Feb. 15, 2013)  
 Two players had 10 rebounds or more – David Laury (11) and Tre Bowman (11) at Indiana State (Feb. 23, 2013)  
 Three players had 10 rebounds or more – David Laury (13), Sean Armand (12), Taj Ridley (11) vs. Marist (Feb. 7, 2013)  
 Had 17 or more assists – 17 – Danny Doyle vs. Fairfield (Feb. 19, 1994) (school record)  
 Had 16 assists – 16 – Scott Machado vs. Manhattan (Jan. 12, 2012)  
 Had 15 assists – 15 – Scott Machado vs. Nevada (Feb. 18, 2012)  
 Had 14 assists – 14 – Scott Machado vs. Canisius (Feb. 2, 2012)  
 Had 13 assists – 13 – Scott Machado at No. 5 Syracuse (Dec. 18, 2010)  
 Had 12 assists – 12 – Scott Machado vs. Saint Peter's (Feb. 26, 2012)  
 Had 11 assists – 11 – Scott Machado vs. Purdue (Nov. 11, 2011)  
 Had 10 assists – 10 – Tavon Sledge vs. Saint Peter's (Jan. 25, 2013)  
 Had back-to-back 10+ assist efforts – Scott Machado (2 gms, Dec. 21-29, 2011)  
 Had three straight 10+ assist efforts – Scott Machado (5 gms, Nov. 17-28, 2011)  
 Had four straight 10+ assist efforts – Scott Machado (5 gms, Nov. 17-28, 2011)  
 Had five straight 10+ assist efforts – Scott Machado (5 gms, Nov. 17-28, 2011)  
 Had 10 or more steals – 10 – Ricky Soliver vs. Portland State (Nov. 25, 2005)  
 Had at least 9 steals – Ricky Rivers vs. Akron (Dec. 4, 1993)  
 Had at least 8 steals – Ricky Soliver at Rider (Feb. 11, 2006)  
 Had at least 7 steals – Jermel Jenkins vs. Canisius (Feb. 1, 2010)  
 Had at least 6 steals – Tariq Atkins at Loyola (Feb. 29, 2004)  
 Had at least 5 steals – Lamont Jones at Indiana State (Feb. 23, 2013)  
 Had 10 or more blocks – 11 – Nakiea Miller vs. Fairfield (March 5, 2000)  
 Had at least 9 blocks – Greg Jenkins vs. Manhattan (Jan. 25, 2004)  
 Had at least 8 blocks – Nakiea Miller vs. St. Francis NY (Nov. 28, 2000)  
 Had at least 7 blocks – Justin Marshall at Siena (Feb. 1, 2007)  
 Had at least 6 blocks – Greg Jenkins vs. Manhattan (Feb. 4, 2005)  
 Had at least 5 blocks – David Laury vs. Fairfield (Jan. 18, 2012)  
 Registered a double-double – Taj Ridley (12p/16r) at Manhattan (Feb. 15, 2013)  
 Registered back-to-back double-doubles – David Laury (5 gms, Jan. 20-Feb. 4, 2013)  
 Registered three straight double-doubles – David Laury (5 gms, Jan. 20-Feb. 4, 2013)  
 Registered four straight double-doubles – David Laury (5 gms, Jan. 20-Feb. 4, 2013)  
 Registered five straight double-doubles – David Laury (5 gms, Jan. 20-Feb. 4, 2013)  
 Registered six straight double-doubles – Mike Glover (8 gms, Nov. 30-Dec. 29, 2010)  
 Registered seven straight double-doubles – Mike Glover (8 gms, Nov. 30-Dec. 29, 2010)  
 Registered eight straight double-doubles – Mike Glover (8 gms, Nov. 30-Dec. 29, 2010)  
 At least two players registered a double-double – Sean Armand (19p/12r), Taj Ridley (12p/11r) vs. Marist (Feb. 7, 2013)  
 Three or more players registered a double-double – Mike Glover (13p/12r), Taj Ridley (16p/12r), Scott Machado (14p/11a) vs. Purdue (Nov. 17, 2011)

## Iona's Triple-Doubles...

Nakiea Miller (14p/10r/11b) vs. Fairfield (Mar. 5, 2000)  
 Scott Machado (10p/11r/10a) vs. Marist (Feb. 12, 2012)

# Top 2012-2013 Performances

## Iona College

### Points

- 40 Lamont Jones (vs. Quinnipiac, 11/16/12)
- 37 Lamont Jones (vs. Marist, 2/7/13)
- 35 Lamont Jones (vs. Loyola, 3/1/13)
- 32 Sean Armand (vs. Canisius, 1/13/13)
- 32 Lamont Jones (vs. Rider, 2/9/13)

### Rebounds

- 17 David Laury (at Rider, 1/20/13)
- 16 three times (Taj Ridley, at Manhattan, 2/15/13)
- 14 four times (David Laury, at Loyola Maryland, 1/27/13)
- 13 David Laury (vs. Marist, 2/7/13)

### Assists

- 10 Tavon Sledge (vs. Saint Peter's, 1/25/13)
- 8 Tavon Sledge (vs. Manhattan, 1/6/13)
- 7 three times (Tavon Sledge, vs. Loyola, 3/1/13)

### Steals

- 5 Lamont Jones (at Indiana State, 2/23/13)
- 4 five times (David Laury, vs. Siena, 3/3/13)

### Blocks

- 5 David Laury (vs. Fairfield, 1/18/13)
- 3 four times (David Laury, at Fairfield, 2/18/13)

## Opponents

### Points

- 32 Carl Jones (at Saint Joseph's, 12/28/12)
- 30 Antoine Mason (at Niagara, 1/31/13)
- 29 Adam Kemp (vs. Marist, 2/7/13)
- 27 Devin Price (at Marist, 1/10/13)
- 26 six times (Jonathon Thompson, vs. Rider, 2/9/13)

### Rebounds

- 17 Rhamel Brown (at Manhattan, 2/15/13)
- 16 Adam Kemp (vs. Marist, 2/7/13)
- 15 O.D. Anosike (at Siena, 1/4/13)
- 14 twice (Chris Manhertz, vs. Canisius, 1/13/13)

### Assists

- 11 Billy Baron (vs. Canisius, 1/13/13)
- 10 Ramon Galloway (at La Salle, 12/20/12)
- 9 Isaiah Morton (vs. Marist, 2/7/13)

### Steals

- 4 five times (R.J. Williams, vs. Loyola, 3/1/13)
- 3 three times (Erik Etherly, vs. Loyola, 3/1/13)

### Blocks

- 7 Rhamel Brown (twice, at Manhattan, 2/15/13)
- 7 Adam Kemp (vs. Marist, 2/7/13)

# Miscellaneous Statistics

### Games as Leading Scorer

Lamont Jones	.....22
Sean Armand	.....5
David Laury	.....2
Taj Ridley	.....1

### Games as Leading Rebounder

David Laury	.....16
Taj Ridley	.....8
Sean Armand	.....6
Bowman/Sledge	.....2
Lamont Jones	.....1

### Games Leading in Assists

Lamont Jones	.....15
Sean Armand	.....9
Tavon Sledge	.....8
DaShawn Gomez	.....4
Laury (2); English/Bowman (1)	

### Double-Doubles

David Laury	.....7
Sean Armand	.....2
Ridley / Sledge	.....1

### Dunks

Tre Bowman	.....11
David Laury	.....6
Tavon Sledge	.....5
Armand / Ridley	.....2
Iona	.....26
Opponents	.....51

### Charges Drawn

Lamont Jones	.....24
Taj Ridley	.....23
Curtis Dennis	.....6
Dashawn Gomez	.....5
A.J. English / Tavon Sledge	.....2
Armand/Jackson/Bowman/Laury	.....1
Iona	.....67
Opponents	.....26

### Three-Point Plays

Lamont Jones	.....16-for-16
David Laury	.....8-for-11
Sean Armand	.....5-for-8
Tre Bowman	.....2-for-2
Tavon Sledge	.....2-for-5
Taj Ridley	.....2-for-3
Curtis Dennis	.....2-for-2
DaShawn Gomez	.....1-for-1
A.J. English	.....0-for-1
Iona	.....38-for-48
Opponents	.....41-for-71

### Four-Point Plays

Iona	.....0-for-0
Opponents	.....1-for-1

### Front End One and One

Lamont Jones	.....14-for-18
Taj Ridley	.....7-for-7
Sean Armand	.....4-for-7
David Laury	.....4-for-5
A.J. English	.....2-for-3
Tre Bowman	.....2-for-2
Curtis Dennis	.....0-for-1
Nyandigisi Moikobu	.....0-for-1
Shawn Jackson	.....0-for-1
Iona	.....33-for-44
Opponents	.....24-for-34

### Back End One and One

Lamont Jones	.....12-for-14
Taj Ridley	.....5-for-7
Sean Armand	.....4-for-4
David Laury	.....3-for-4
A.J. English	.....2-for-2
Tre Bowman	.....2-for-2
Iona	.....28-for-33
Opponents	.....14-for-24

### Free Throw Shooting (<5 min)

Lamont Jones	.....65-for-78
Taj Ridley	.....18-for-20
Sean Armand	.....13-for-21
David Laury	.....12-for-19
Tre Bowman	.....11-for-13
Tavon Sledge	.....5-for-9
A.J. English	.....3-for-6
DaShawn Gomez	.....2-for-2
Curtis Dennis	.....1-for-2
Nyandigisi Moikobu	.....0-for-1
Iona	.....127-for-170 (.747)
Opponents	.....116-for-176 (.659)

### Free Throw Shooting (<2 min)

Lamont Jones	.....43-for-53
Taj Ridley	.....11-for-12
Sean Armand	.....10-for-16
Tre Bowman	.....10-for-12
David Laury	.....9-for-13
Tavon Sledge	.....5-for-9
DaShawn Gomez	.....2-for-2
A.J. English	.....1-for-4
Curtis Dennis	.....1-for-2
Nyandigisi Moikobu	.....0-for-1
Iona	.....91-for-124 (.734)
Opponents	.....81-for-124 (.653)

### Free Throw Shooting (<1 min)

Lamont Jones	.....35-for-42
Taj Ridley	.....11-for-12
Tre Bowman	.....10-for-12
Sean Armand	.....9-for-14
David Laury	.....8-for-9
DaShawn Gomez	.....2-for-2
A.J. English	.....1-for-4
Tavon Sledge	.....1-for-3
Curtis Dennis	.....1-for-2

Nyandigisi Moikobu	.....0-for-1
Iona	.....78-for-102 (.765)
Opponents	.....68-for-102 (.667)

### Free Throw Shooting (OT)

Lamont Jones	.....13-for-16
Taj Ridley	.....4-for-4
David Laury	.....6-for-6
Sean Armand	.....5-for-7
Tre Bowman	.....4-for-6
DaShawn Gomez	.....2-for-2
Curtis Dennis	.....1-for-2
Nyandigisi Moikobu	.....0-for-1
Iona	.....36-for-45 (.800)
Opponents	.....23-for-40 (.575)

### Forced Shot Clock Violations

Iona	.....7
Opponents	.....3

### Technical Fouls

Taj Ridley	.....1
Lamont Jones	.....1
Iona	.....2
Opponents	.....5

### Jump Balls Controlled

David Laury	.....9-for-22*
Shawn Jackson	.....7-for-8
Tre Bowman	.....2-for-2*
Taj Ridley	.....1-for-4*
Nyandigisi Moikobu	.....0-for-1*
Iona	.....19-for-37*
Opponents	.....18-for-37*

\* - includes seven overtime jump balls

### Bench Scoring

Iona	.....526
Opponents	.....501

### First Substitution

Taj Ridley	.....6
Curtis Dennis	.....6
Tre Bowman	.....6
DaShawn Gomez	.....3
A.J. English	.....3
Nyandigisi Moikobu	.....3
Jones/Laury/Sledge/Jackson	.....2

### Largest Halftime Lead

30, vs. Wake Forest

### Largest Halftime Deficit

12, vs. Rutgers

### Largest Iona Lead

38, vs. Wake Forest

### Largest Iona Deficit

22, vs. Rutgers

### Largest Iona Win

26, vs. Wake Forest

### Largest Iona Loss

14, at La Salle

### Most Consecutive Points Scored

20, vs. Wake Forest

### Most Consecutive Points Allowed

12, vs. Illinois-Chicago, vs. Rutgers

# 2012-13 Superlatives

## Individual Superlatives

	IONA HIGHS
Points, Game:	40, Lamont Jones, vs. Quinnipiac (11/16/12)
Points, 1st Half:	20, Sean Armand, vs. Wake Forest (11/17/12)
Points, 2nd Half:	28, Lamont Jones, vs. Quinnipiac (11/16/12)
Points, Overtime:	13, Lamont Jones, vs. Marist (2/7/13)
Field Goals Made:	13, Lamont Jones, vs. Quinnipiac (11/16/12)
Field Goals Attempted:	28, Lamont Jones, vs. Quinnipiac (11/16/12)
FG Pct. (min. 10 att.):	80.0% (8-10), David Laury, vs. Norfolk St. (11/23/12)
FG Pct. (min. 5 att.):	80.0% (8-10), David Laury, vs. Norfolk St. (11/23/12)
3-Point FG Made:	9, Sean Armand, vs. Canisius (1/13/13)
3-Point FG Attempted:	15, Sean Armand, vs. Canisius (1/13/13)
3-FG% (4 att.):	75.0% (3-4), three times (Armand, Bowman vs. SPC)
Free Throws Made:	14, Lamont Jones, vs. Rutgers (12/8/12)
Free Throws Attempted:	15, Lamont Jones, vs. Quinnipiac (11/16/12)
FT% (10 att.):	100% (14-14), Lamont Jones, vs. Rutgers (12/8/12)
FT% (7 att.):	100% (14-14), Lamont Jones, vs. Rutgers (12/8/12)
Rebounds:	17, David Laury, at Rider (1/20/13)
Off. Rebounds:	9, David Laury, at Saint Joseph's (12/28/12)
Def. Rebounds:	12, three times (David Laury, vs. Marist, 2/7/13)
Assists:	10, Tavon Sledge, vs. Saint Peter's (1/25/13)
Turnovers:	8, Lamont Jones, at Niagara (1/31/13)
Blocks:	5, David Laury, vs. Fairfield (1/18/13)
Steals:	5, Lamont Jones, at Indiana State (2/23/13)
Minutes Played:	50, Lamont Jones, at Manhattan (2/15/13)

## OPPONENT HIGHS

32, Carl Jones, at Saint Joseph's (12/28/12)
21, Ramon Galloway, at La Salle (12/20/12)
20, five times (Jonathon Thompson, vs. Rider, 2/9/13)
9, twice (Rhamel Brown, at Manhattan, 2/15/13)
13, Antoine Mason, at Niagara (1/31/13)
28, twice (Chavaughn Lewis, vs. Marist, 2/7/13)
83.3% (10-12), Anthony Winbush, vs. Loyola (3/1/13)
85.7% (6-7), Jamee Jackson, vs. Quinnipiac (11/16/12)
6, twice (Derek Needham, vs. Fairfield, 1/18/13)
11, twice (Antoine Mason, at Niagara, 1/31/13)
100.0% (4-4), Chavaughn Lewis, at Marist (1/10/13)
10, Juan'ya Green, at Niagara (1/31/13)
14, Adam Kemp, vs. Marist (2/7/13)
76.9% (10-13), Juan'ya Green, at Niagara (1/31/13)
100.0% (7-7), twice (Demetrius Conger, at St. Bona, 12/31/12)
17, Rhamel Brown, at Manhattan (2/15/13)
10, Rhamel Brown, at Manhattan (2/15/13)
11, three times (Adam Kemp, vs. Marist, 2/7/13)
11, Billy Baron, vs. Canisius (1/13/13)
9, Ike Azotam, vs. Quinnipiac (11/16/12)
7, three times (, Rhamel Brown, at Manhattan, 2/15/13)
4, six times (R.J. Williams, vs. Loyola, 3/1/13)
50, Chavaughn Lewis, Isaiah Morton, vs. Marist (2/7/13)

## Team Superlatives

	IONA HIGH	IONA LOW	OPPONENT HIGH	OPPONENT LOW
Points	104, vs. Marist	62, twice (at Rider)	105, vs. Marist	58, vs. Denver
Points (1st Half)	54, vs. Wake Forest	22, at Indiana State	49, twice (vs. Canisius)	17, vs. Denver
Points (2nd Half)	55, vs. Norfolk State	25, twice (at Manhattan)	53, vs. Illinois-Chicago	27, at Manhattan
Victory Margin	28, vs. Norfolk State	3, at Georgia	14, at La Salle	1, three times (at Ind. St.)
Field Goals Made	36, vs. Marist	19, at Rider	37, vs. Marist	21, twice (vs. Siena)
Field Goals Att.	84, vs. Marist	45, vs. Denver	83, at Niagara	45, vs. Denver
Field Goal Pct.	58.2%, vs. Saint Peter's	33.9%, at Rider	56.9%, twice (at SJU)	37.9%, vs. Wake Forest
First Half FG%	65.5%, vs. Wake Forest	23.3%, at Indiana State	55.2%, at Marist	25.9%, at Saint Peter's
Second Half FG%	76.0%, vs. Loyola	36.4%, at Siena	60.7%, at Saint Joseph's	30.0%, vs. Liberty
3-Pt FG Made	18, vs. Liberty*	2, at Indiana State	14, at Canisius	4, at Georgia
3-Pt FG Attempted	41, vs. Liberty*	12, vs. Denver	38, at Niagara	12, twice (at Georgia)
3-Pt FG%	63.2%, vs. Saint Peter's	12.5%, at Indiana State	61.9%, at Marist	26.1%, vs. Niagara
Free Throws Made	24, vs. Quinnipiac	6, vs. Siena	26, vs. Quinnipiac	8, four times (at Ind. St.)
Free Throws Att.	31, twice (vs. Fairfield)	8, at La Salle	37, at Georgia	12, vs. Norfolk State
Free Throw %	100%, vs. Rutgers	61.1%, vs. Canisius	92.3%, at Fairfield	44.4%, at Loyola Maryland
Offensive Rebounds	20, at Canisius	4, vs. Saint Peter's	22, at Manhattan	4, vs. Norfolk State
Defensive Rebounds	38, vs. Marist	15, vs. Quinnipiac	34, vs. Marist	15, vs. Denver
Rebounds	53, vs. Marist	26, twice (vs. Manhattan)	50, at Manhattan	22, vs. Denver
Assists	25, vs. Siena	7, at Rider	26, vs. Marist	7, vs. Fairfield
Turnovers	18, vs. Denver	6, vs. Saint Peter's	25, vs. Rutgers	6, twice (at Niagara)
Steals	12, at Marist	3, three times (at Niagara)	11, at Saint Peter's	2, twice (at Fairfield)
Blocked Shots	6, twice (at Niagara)	1, four times (at Ind. St.)	10, twice (vs. Marist)	0, at Niagara

\*- School Record

# 2012-13 Gaels By The Numbers... (under Cluess in parenthesis)

<p><b>Iona Record:</b>                  Overall ..... 17-13 (67-33)                  MAAC ..... 11-7 (38-15)                  At the Hynes Athletics Center..... 11-1 (33-5)                  On the Road..... 5-9 (27-19)                  Neutral Sites ..... 1-3 (6-9)                  MAAC Home Games..... 8-1 (25-3)                  MAAC Away Games ..... 3-6 (15-12)                  Leading at the half ..... 11-8 (54-16)                  Trailing at the half..... 5-4 (12-21)                  Tied at the half ..... 1-1 (1-2)                  Overtime ..... 0-0 (4-1)                  After a win..... 8-8 (47-18)                  After a loss..... 9-5 (19-13)</p> <p><b>Day of the Week:</b>                  Sunday ..... 6-1 (19-6)                  Monday..... 1-2 (3-5)                  Tuesday ..... 1-0 (5-1)                  Wednesday ..... 1-1 (10-3)                  Thursday ..... 1-3 (3-7)                  Friday ..... 5-3 (17-6)                  Saturday..... 2-3 (10-5)</p> <p><b>Month:</b>                  November ..... 3-2 (10-6)                  December..... 4-4 (16-8)                  January ..... 7-2 (19-8)                  February ..... 1-5 (15-7)                  March ..... 2-0 (8-4)</p> <p><b>Tip-off Time:</b>                  Day games ..... 6-2 (25-8)                  Night games (after 5 p.m.) ..... 11-11 (42-23)</p>	<p><b>When Iona Scores</b>                  Less than 50 points ..... 0-0 (0-0)                  50-59 points ..... 0-0 (0-2)                  60-69 points ..... 2-4 (5-9)                  70-79 points ..... 3-4 (17-15)                  80-89 points ..... 6-1 (25-3)                  90-99 points ..... 5-3 (13-4)                  More than 99 points ..... 1-1 (7-1)</p> <p><b>When Opponent Scores:</b>                  Less than 50 points ..... 0-0 (2-0)                  50-59 points ..... 1-0 (8-0)                  60-69 points ..... 4-4 (25-7)                  70-79 points ..... 9-2 (20-11)                  80-89 points ..... 3-3 (10-10)                  More than 89 points ..... 0-4 (2-5)</p> <p><b>When Iona's FG Percentage is:</b>                  Less than 35%..... 0-1 (0-3)                  35-39.9%..... 1-6 (1-7)                  40-44.9%..... 2-3 (10-14)                  45-49.9%..... 5-3 (16-7)                  50% or higher ..... 9-0 (41-2)</p> <p><b>When Opponents' FG Percentage is:</b>                  Less than 35%..... 0-0 (4-0)                  35-39.9%..... 3-1 (15-2)                  40-44.9%..... 7-7 (15-15)                  45-49.9%..... 3-2 (23-6)                  50% or higher ..... 4-3 (10-10)</p> <p><b>At the Free Throw Line:</b>                  When Iona makes more FTs ..... 11-8 (39-16)                  When Iona shoots more FTs..... 11-5 (41-13)</p>	<p>When opponents make more FTs ..... 5-5 (24-16)                  When opponents shoot more FTs ..... 6-7 (23-16)                  When free throws made are equal ..... 1-0 (4-1)                  When free throws shot are equal..... 0-1 (3-4)</p> <p><b>From Behind the Arc:</b>                  When Iona makes more threes ..... 11-2 (36-9)                  When opponents make more threes .... 4-8 (20-20)                  Three pointers are equal ..... 3-2 (12-3)</p> <p><b>Rebounds:</b>                  When Iona out rebounds opponent..... 9-5 (43-10)                  When opponent out rebounds Iona..... 7-6 (21-21)                  When rebounds are equal..... 1-2 (3-2)</p> <p><b>Assists:</b>                  When Iona has more assists ..... 13-4 (54-12)                  When opponent has more assists ..... 3-9 (10-20)                  When assists are equal ..... 1-0 (3-1)</p> <p><b>Turnovers:</b>                  When Iona has more TOs ..... 4-4 (15-10)                  When opponent has more TOs ..... 12-7 (47-19)                  When turnovers are equal ..... 1-2 (5-4)</p> <p><b>Margin of Victory/Loss:</b>                  5 points or less..... 4-10 (13-21)                  6-10 points ..... 5-2 (15-10)                  11-15 points ..... 2-1 (10-1)                  16-20 points ..... 4-0 (10-1)                  20 or more points..... 2-0 (19-0)</p>
----------------------------------------------------------------------------------------------------------------------------------------------------------------------------------------------------------------------------------------------------------------------------------------------------------------------------------------------------------------------------------------------------------------------------------------------------------------------------------------------------------------------------------------------------------------------------------------------------------------------------------------------------------------------------------------------------------------------------------------------------------------------------------------------------------------------------------------------------------------------------------------------------------------------------------------------------------------------------------------------------------------------------------------------------------------------------------------------------------------------------------------------------------------------------------------------------------------------------------------------------------------------------------------------------------------------------------------------------------------------------------------------------------------------------------------------------------------------------------------------------------------------	---------------------------------------------------------------------------------------------------------------------------------------------------------------------------------------------------------------------------------------------------------------------------------------------------------------------------------------------------------------------------------------------------------------------------------------------------------------------------------------------------------------------------------------------------------------------------------------------------------------------------------------------------------------------------------------------------------------------------------------------------------------------------------------------------------------------------------------------------------------------------------------------------------------------------------------------------------------------------------------------------------------------------------------------------------------------------------------------------------------------------------------------------------------------------------------------------------------------------------------------------------------------------------------------------------------------------------------------------------------------------------------------------------------------------------------------------------------------------------------------------------------------------------------------------------	------------------------------------------------------------------------------------------------------------------------------------------------------------------------------------------------------------------------------------------------------------------------------------------------------------------------------------------------------------------------------------------------------------------------------------------------------------------------------------------------------------------------------------------------------------------------------------------------------------------------------------------------------------------------------------------------------------------------------------------------------------------------------------------------------------------------------------------------------------------------------------------------------------------------------------------------------------------------------------------------------------------------------------------------------------------------------------------------------------------------------------------------------------------------------------------------------------------------------------------------------------------------------------------------------------------------------------------------------------------------------------------------------------------------------------------------------------------------------------------------------------------

## 2012-13 Starting Lineups

Opponent	F	F	G	G	G	Record
DENVER	Ridley	Dennis	Bowman	Armand	Jones	1-0
vs. Quinnipiac	Ridley	Bowman	Armand	Sledge	Jones	0-1
vs. Wake Forest	Jackson	Ridley	Bowman	Armand	Jones	-
vs. Illinois-Chicago	Jackson	Ridley	Bowman	Armand	Jones	1-1
NIAGARA	Jackson	Bowman	Armand	Sledge	Jones	-
at Saint Peter's	Jackson	Bowman	Armand	Sledge	Jones	-
vs. Rutgers	Jackson	Bowman	Armand	Sledge	Jones	1-2
at Georgia	Jackson	Armand	English	Sledge	Jones	-
LIBERTY	Jackson	Armand	English	Sledge	Jones	-
at La Salle	Jackson	Armand	English	Sledge	Jones	2-1
NORFOLK STATE	Laury	Armand	English	Sledge	Gomez	1-0
at Saint Joseph's	Laury	Armand	English	Sledge	Jones	0-1
at St. Bonaventure	Laury	Ridley	Armand	Sledge	Jones	-
at Siena	Laury	Ridley	Armand	Sledge	Jones	-
MANHATTAN	Laury	Ridley	Armand	Sledge	Jones	-
at Marist	Laury	Ridley	Armand	Sledge	Jones	-
CANISIUS	Laury	Ridley	Armand	Sledge	Jones	-
FAIRFIELD	Laury	Bowman	Armand	Sledge	Jones	-
at Rider	Laury	Bowman	English	Armand	Jones	0-1
SAINT PETER'S	Laury	Bowman	Armand	Sledge	Jones	-
at Loyola	Laury	Bowman	Armand	Sledge	Jones	-
at Niagara	Laury	Bowman	Armand	Sledge	Jones	3-1
at Canisius	Laury	Ridley	Bowman	Armand	Jones	-
MARIST	Ridley	Dennis	Bowman	Armand	Laury	0-1
RIDER	Laury	Ridley	Bowman	Armand	Jones	1-1
at Manhattan	Laury	Ridley	Armand	Sledge	Jones	-
at Fairfield	Ridley	Bowman	Armand	Gomez	Jones	0-1
at Indiana State	Laury	Ridley	Armand	Sledge	Jones	-
LOYOLA	Laury	Ridley	Armand	Sledge	Jones	-
SIENA	Laury	Ridley	Armand	Sledge	Jones	7-2

# 2012-13 Iona College Game-By Game Team Statistics

Opponent	Date	Score		Total		3-Pointers		Free throws		Rebounds				pf	a	t/o	blk	stl	pts	avg
				fg-fga	pct	3fg-fga	pct	ft-fa	pct	off	def	tot	avg							
DENVER	11/09/12	65-58	W	24-45	.533	6-12	.500	11-12	.917	7	20	27	27.0	14	15	18	4	6	65	65.0
vs Quinnipiac	11/16/12	92-98	Lot	30-77	.390	8-24	.333	24-31	.774	19	15	34	30.5	22	9	9	2	7	92	78.5
vs Wake Forest	11/17/12	94-68	W	35-67	.522	14-28	.500	10-13	.769	10	25	35	32.0	24	23	13	3	5	94	83.7
vs Illinois-Chicago	11/19/12	81-86	L	32-69	.464	7-25	.280	10-11	.909	13	24	37	33.2	24	10	13	2	6	81	83.0
NIAGARA	11/28/12	83-72	W	28-62	.452	12-26	.462	15-21	.714	14	24	38	34.2	16	18	14	4	7	83	83.0
at Saint Peter's	12/05/12	62-64	L	22-56	.393	4-14	.286	14-21	.667	13	23	36	34.5	14	10	17	2	7	62	79.5
vs Rutgers	12/08/12	73-81	L	24-63	.381	7-25	.280	18-18	1.000	9	20	29	33.7	19	13	18	1	10	73	78.6
at Georgia	12/15/12	81-78	Wot	29-63	.460	12-36	.333	11-16	.688	6	20	26	32.8	26	18	12	2	9	81	78.9
LIBERTY	12/18/12	87-69	W	29-65	.446	18-41	.439	11-15	.733	15	27	42	33.8	20	21	9	3	5	87	79.8
at La Salle	12/20/12	74-88	L	31-71	.437	5-23	.217	7-8	.875	8	31	39	34.3	18	11	16	2	10	74	79.2
NORFOLK STATE	12/23/12	100-72	W	34-67	.507	10-29	.345	22-27	.815	14	33	47	35.5	9	24	13	6	7	100	81.1
at Saint Joseph's	12/28/12	91-96	L	35-74	.473	10-29	.345	11-16	.688	19	22	41	35.9	22	20	11	1	2	91	81.9
at St. Bonaventure	12/31/12	93-74	W	31-59	.525	13-27	.481	18-19	.947	7	30	37	36.0	17	21	15	3	7	93	82.8
at Siena	01/04/13	66-62	W	22-58	.379	7-21	.333	15-18	.833	12	21	33	35.8	15	12	8	4	3	66	81.6
MANHATTAN	01/06/13	78-70	W	24-51	.471	10-16	.625	20-26	.769	8	18	26	35.1	15	18	13	4	8	78	81.3
at Marist	01/10/13	86-82	W	35-73	.479	9-22	.409	7-10	.700	15	22	37	35.2	15	15	9	2	12	86	81.6
CANISIUS	01/13/13	97-87	W	35-65	.538	16-33	.485	11-18	.611	13	20	33	35.1	15	23	11	4	7	97	82.5
FAIRFIELD	01/18/13	84-73	W	27-64	.422	9-20	.450	21-31	.677	15	23	38	35.3	14	9	8	6	7	84	82.6
at Rider	01/20/13	62-67	L	19-56	.339	5-24	.208	19-26	.731	11	21	32	35.1	16	7	11	3	8	62	81.5
SAINT PETER'S	01/25/13	90-71	W	32-55	.582	12-19	.632	14-22	.636	4	27	31	34.9	14	21	6	3	4	90	81.9
at Loyola Maryland	01/27/13	79-71	W	26-54	.481	7-21	.333	20-25	.800	10	29	39	35.1	17	11	11	4	3	79	81.8
at Niagara	01/31/13	90-93	Lot	30-61	.492	7-23	.304	23-29	.793	12	34	46	35.6	19	16	17	6	3	90	82.2
at Canisius	02/02/13	74-77	L	29-73	.397	7-29	.241	9-14	.643	20	29	49	36.2	18	18	10	4	4	74	81.8
MARIST	02/07/13	104-105	Lot	36-82	.439	11-26	.423	21-27	.778	15	38	53	36.9	20	22	13	2	7	104	82.8
RIDER	02/09/13	78-71	W	25-50	.500	7-14	.500	21-26	.808	8	24	32	36.7	18	12	9	1	4	78	82.6
at Manhattan	02/15/13	73-74	Lot	25-65	.385	8-21	.381	15-20	.750	11	23	34	36.6	20	11	12	3	9	73	82.2
at Fairfield	02/18/13	64-66	L	23-56	.411	4-14	.286	14-15	.933	8	19	27	36.2	12	8	8	3	10	64	81.5
at Indiana State	02/23/13	64-65	L	22-59	.373	2-16	.125	18-21	.857	13	27	40	36.4	16	9	14	1	10	64	80.9
LOYOLA MARYLAND	03/01/13	90-86	W	33-57	.579	7-18	.389	17-24	.708	8	25	33	36.2	14	24	16	3	5	90	81.2
SIENA	03/03/13	80-61	W	33-66	.500	8-23	.348	6-9	.667	12	22	34	36.2	13	25	10	2	11	80	81.2
Iona College		2435		860-1883	.457	262-699	.375	453-589	.769	349	736	1085	36.2	516	474	364	90	203	2435	81.2
Opponents		2285		828-1840	.450	239-640	.373	390-595	.655	376	725	1101	36.7	512	460	431	134	164	2285	76.2

Games played: 30  
Points/game: 81.2  
FG Pct: 45.7  
3FG Pct: 37.5  
FT Pct: 76.9

Rebounds/game: 36.2  
Assists/game: 15.8  
Turnovers/game: 12.1  
Assist/turnover ratio: 1.3  
Steals/game: 6.8  
Blocks/game: 3.0

# 2012-13 Opponent Game-By Game Team Statistics

Opponent	Date	Score		Total		3-Pointers		Free throws		Rebounds				pf	a	t/o	blk	stl	pts	avg
				fg-fga	pct	3fg-fga	pct	ft-fa	pct	off	def	tot	avg							
DENVER	11/09/12	65-58	W	21-45	.467	6-22	.273	10-13	.769	7	15	22	22.0	13	14	17	4	7	58	58.0
vs Quinnipiac	11/16/12	92-98	Lot	33-58	.569	6-12	.500	26-31	.839	9	29	38	30.0	23	17	24	2	5	98	78.0
vs Wake Forest	11/17/12	94-68	W	22-58	.379	5-13	.385	19-28	.679	15	19	34	31.3	17	10	19	2	4	68	74.7
vs Illinois-Chicago	11/19/12	81-86	L	26-55	.473	12-23	.522	22-29	.759	6	24	30	31.0	14	17	13	1	4	86	77.5
NIAGARA	11/28/12	83-72	W	28-65	.431	6-23	.261	10-18	.556	16	24	40	32.8	21	18	15	4	7	72	76.4
at Saint Peter's	12/05/12	62-64	L	24-60	.400	5-16	.313	11-15	.733	13	23	36	33.3	19	13	17	10	11	64	74.3
vs Rutgers	12/08/12	73-81	L	30-62	.484	6-16	.375	15-21	.714	17	30	47	35.3	18	17	25	5	8	81	75.3
at Georgia	12/15/12	81-78	Wot	27-61	.443	4-12	.333	20-37	.541	18	30	48	36.9	14	14	16	4	8	78	75.6
LIBERTY	12/18/12	87-69	W	23-57	.404	7-20	.350	16-28	.571	15	23	38	37.0	13	13	12	3	5	69	74.9
at La Salle	12/20/12	74-88	L	36-71	.507	6-17	.353	10-18	.556	11	32	43	37.6	10	16	13	3	8	88	76.2
NORFOLK STATE	12/23/12	100-72	W	26-61	.426	12-29	.414	8-12	.667	4	22	26	36.5	22	13	13	4	9	72	75.8
at Saint Joseph's	12/28/12	91-96	L	33-58	.569	11-22	.500	19-27	.704	9	21	30	36.0	13	14	12	5	6	96	77.5
at St. Bonaventure	12/31/12	93-74	W	27-70	.386	7-21	.333	13-16	.813	17	21	38	36.2	17	15	12	4	4	74	77.2
at Siena	01/04/13	66-62	W	24-58	.414	5-17	.294	9-13	.692	12	25	37	36.2	17	11	11	3	5	62	76.1
MANHATTAN	01/06/13	78-70	W	27-56	.482	5-18	.278	11-15	.733	13	20	33	36.0	19	13	19	7	4	70	75.7
at Marist	01/10/13	86-82	W	30-57	.526	13-21	.619	9-14	.643	8	25	33	35.8	11	18	16	6	4	82	76.1
CANISIUS	01/13/13	97-87	W	32-64	.500	12-28	.429	11-13	.846	13	20	33	35.6	16	20	14	2	4	87	76.8
FAIRFIELD	01/18/13	84-73	W	29-65	.446	6-17	.353	9-13	.692	15	26	41	35.9	23	7	13	8	4	73	76.6
at Rider	01/20/13	62-67	L	25-59	.424	9-21	.429	8-15	.533	17	29	46	36.5	18	14	18	7	3	67	76.1
SAINT PETER'S	01/25/13	90-71	W	27-55	.491	7-21	.333	10-20	.500	6	21	27	36.0	16	18	9	3	3	71	75.8
at Loyola Maryland	01/27/13	79-71	W	28-72	.389	7-24	.292	8-18	.444	20	20	40	36.2	17	18	6	1	5	71	75.6
at Niagara	01/31/13	90-93	Lot	33-83	.398	11-38	.289	16-24	.667	20	22	42	36.5	23	15	6	0	9	93	76.4
at Canisius	02/02/13	74-77	L	22-55	.400	14-30	.467	19-27	.704	8	27	35	36.4	15	13	9	2	3	77	76.4
MARIST	02/07/13	104-105	Lot	37-84	.440	11-26	.423	20-29	.690	14	34	48	36.9	24	26	12	10	7	105	77.6
RIDER	02/09/13	78-71	W	26-52	.500	9-26	.346	10-17	.588	6	21	27	36.5	19	14	11	10	2	71	77.3
at Manhattan	02/15/13	73-74	Lot	28-68	.412	8-22	.364	10-21	.476	22	28	50	37.0	18	10	17	8	3	74	77.2
at Fairfield	02/18/13	64-66	L	23-54	.426	8-22	.364	12-13	.923	13	26	39	37.1	13	17	15	4	2	66	76.8
at Indiana State	02/23/13	64-65	L	25-62	.403	7-20	.350	8-17	.471	14	26	40	37.2	17	18	15	6	7	65	76.4
LOYOLA MARYLAND	03/01/13	90-86	W	35-64	.547	6-18	.333	10-16	.625	8	20	28	36.9	22	23	12	3	9	86	76.7
SIENA	03/03/13	80-61	W	21-51	.412	8-25	.320	11-17	.647	10	22	32	36.7	10	14	20	3	4	61	76.2
Opponents		2285		828-1840	.450	239-640	.373	390-595	.655	376	725	1101	36.7	512	460	431	134	164	2285	76.2
Iona College		2435		860-1883	.457	262-699	.375	453-589	.769	349	736	1085	36.2	516	474	364	90	203	2435	81.2

Games played: 30  
 Points/game: 76.2  
 FG Pct: 45.0  
 3FG Pct: 37.3  
 FT Pct: 65.5

Rebounds/game: 36.7  
 Assists/game: 15.3  
 Turnovers/game: 14.4  
 Assist/turnover ratio: 1.1  
 Steals/game: 5.5  
 Blocks/game: 4.5

# 2012-13 Iona College Points-Rebounds-Assists

Opponent	Date	Score		00	01	02	03	04	05	10
				RIDLEY,TAA	ANDERSON,D	JONES,LAMO	SLEDGE,TAV	BOATENG,SP	ENGLISH,AJ	GOMEZ,DASH
DENVER	11/09/12	65-58	w	7-5-0	DNP	20-1-7	6-7-5	DNP	DNP	0-0-0
vs Quinnipiac	11/16/12	92-98	L	7-9-1	DNP	40-2-0	4-7-5	DNP	0-0-0	3-0-0
vs Wake Forest	11/17/12	94-68	w	6-5-1	2-2-0	21-4-6	9-7-5	DNP	0-0-0	3-0-2
vs Illinois-Chicago	11/19/12	81-86	L	9-10-1	DNP	22-3-3	8-3-0	DNP	DNP	1-1-1
NIAGARA	11/28/12	83-72	w	9-3-0	DNP	12-1-5	12-6-5	DNP	0-2-1	DNP
at Saint Peter's	12/05/12	62-64	L	8-8-1	DNP	11-1-2	13-2-3	DNP	3-1-1	DNP
vs Rutgers	12/08/12	73-81	L	4-2-1	DNP	26-1-3	0-3-2	DNP	8-2-1	0-0-2
at Georgia	12/15/12	81-78	w	4-1-2	DNP	25-4-6	10-2-5	DNP	17-1-0	0-1-1
LIBERTY	12/18/12	87-69	w	0-2-1	0-1-0	24-7-5	6-1-3	DNP	17-7-3	0-0-3
at La Salle	12/20/12	74-88	L	2-3-0	DNP	19-4-3	2-3-0	DNP	7-2-3	0-0-0
NORFOLK STATE	12/23/12	100-72	w	10-9-1	0-0-0	24-2-5	12-8-2	DNP	8-3-2	3-1-5
at Saint Joseph's	12/28/12	91-96	L	9-5-2	DNP	25-1-5	6-5-5	DNP	11-6-1	0-0-0
at St. Bonaventure	12/31/12	93-74	w	13-8-4	DNP	23-4-5	6-5-3	DNP	11-3-2	0-0-0
at Siena	01/04/13	66-62	w	6-4-0	DNP	19-4-5	0-2-0	DNP	11-3-2	0-0-0
MANHATTAN	01/06/13	78-70	w	14-7-0	DNP	30-2-2	6-0-8	DNP	6-2-1	1-1-4
at Marist	01/10/13	86-82	w	5-5-0	DNP	26-5-6	8-3-5	DNP	3-3-0	3-0-1
CANISIUS	01/13/13	97-87	w	8-5-4	DNP	7-2-5	0-1-3	DNP	10-0-1	3-1-5
FAIRFIELD	01/18/13	84-73	w	DNP	DNP	27-3-1	6-2-0	DNP	4-6-3	9-1-3
at Rider	01/20/13	62-67	L	DNP	DNP	20-3-1	14-2-1	DNP	3-1-1	0-0-0
SAINT PETER'S	01/25/13	90-71	w	2-0-1	0-0-0	24-3-4	13-1-10	DNP	DNP	3-0-3
at Loyola Maryland	01/27/13	79-71	w	3-2-0	DNP	23-1-1	9-5-3	DNP	DNP	3-2-1
at Niagara	01/31/13	90-93	L	2-3-0	DNP	23-8-2	8-0-3	DNP	DNP	0-0-0
at Canisius	02/02/13	74-77	L	18-7-1	DNP	13-4-4	0-0-1	DNP	DNP	5-6-4
MARIST	02/07/13	104-105	L	12-11-1	DNP	37-5-6	4-2-3	DNP	DNP	3-0-0
RIDER	02/09/13	78-71	w	6-5-1	DNP	32-6-3	4-3-5	DNP	DNP	DNP
at Manhattan	02/15/13	73-74	L	12-16-1	DNP	17-1-1	0-1-1	DNP	DNP	8-1-5
at Fairfield	02/18/13	64-66	L	0-3-1	0-0-0	29-2-1	5-2-2	DNP	DNP	0-4-3
at Indiana State	02/23/13	64-65	L	16-8-0	DNP	26-1-3	0-0-0	DNP	DNP	3-1-2
LOYOLA MARYLAND	03/01/13	90-86	w	15-4-0	DNP	35-3-3	2-4-7	DNP	DNP	0-1-2
SIENA	03/03/13	80-61	w	14-9-1	2-1-0	16-2-4	2-0-5	0-0-1	DNP	0-0-2

Opponent	Date	Score		12	13	22	23	32	33
				JACKSON,SH	LAURY,DAVI	ARMAND,SEA	BOWMAN,TRE	MOIKOBU,NY	DENNIS,CUR
DENVER	11/09/12	65-58	w	0-1-0	DNP	19-4-2	11-4-0	DNP	2-1-1
vs Quinnipiac	11/16/12	92-98	L	4-3-0	DNP	18-3-2	15-3-1	DNP	1-4-0
vs Wake Forest	11/17/12	94-68	w	4-6-0	DNP	28-5-6	15-2-3	DNP	6-1-0
vs Illinois-Chicago	11/19/12	81-86	L	0-2-0	DNP	20-6-2	16-9-2	DNP	5-2-1
NIAGARA	11/28/12	83-72	w	3-3-0	DNP	18-11-5	12-6-2	DNP	17-4-0
at Saint Peter's	12/05/12	62-64	L	2-3-0	DNP	19-8-1	4-8-2	DNP	2-3-0
vs Rutgers	12/08/12	73-81	L	0-4-0	DNP	17-7-2	0-1-1	6-2-0	12-1-1
at Georgia	12/15/12	81-78	w	4-2-0	DNP	18-7-4	0-0-0	0-0-0	3-1-0
LIBERTY	12/18/12	87-69	w	1-4-0	DNP	23-9-4	13-2-2	3-2-0	0-3-0
at La Salle	12/20/12	74-88	L	2-1-0	21-14-1	15-7-3	4-4-0	DNP	2-0-1
NORFOLK STATE	12/23/12	100-72	w	DNP	20-7-0	12-7-3	5-3-5	3-1-1	3-0-0
at Saint Joseph's	12/28/12	91-96	L	2-2-0	21-14-1	17-2-6	0-2-0	DNP	DNP
at St. Bonaventure	12/31/12	93-74	w	0-0-0	13-8-1	27-5-5	DNP	0-1-1	0-0-0
at Siena	01/04/13	66-62	w	DNP	12-9-2	14-4-3	4-1-0	0-3-0	0-0-0
MANHATTAN	01/06/13	78-70	w	DNP	6-3-1	6-1-2	9-4-0	DNP	DNP
at Marist	01/10/13	86-82	w	DNP	14-6-0	19-7-3	5-1-0	DNP	3-2-0
CANISIUS	01/13/13	97-87	w	DNP	13-9-0	32-5-3	24-6-2	0-1-0	0-0-0
FAIRFIELD	01/18/13	84-73	w	DNP	9-14-2	23-5-0	4-4-0	2-1-0	DNP
at Rider	01/20/13	62-67	L	DNP	10-17-1	15-2-3	0-3-0	0-0-0	0-0-0
SAINT PETER'S	01/25/13	90-71	w	DNP	14-10-0	13-3-2	13-2-0	5-2-0	3-4-1
at Loyola Maryland	01/27/13	79-71	w	DNP	10-14-1	14-4-4	11-5-0	DNP	6-2-1
at Niagara	01/31/13	90-93	L	DNP	24-16-3	11-5-7	11-6-1	DNP	11-2-0
at Canisius	02/02/13	74-77	L	DNP	11-16-5	9-3-2	7-5-1	0-0-0	11-4-0
MARIST	02/07/13	104-105	L	DNP	8-13-4	19-12-6	18-5-2	DNP	3-1-0
RIDER	02/09/13	78-71	w	DNP	4-6-2	24-3-1	6-3-0	2-1-0	DNP
at Manhattan	02/15/13	73-74	L	DNP	16-5-0	16-6-2	DNP	2-1-1	2-0-0
at Fairfield	02/18/13	64-66	L	DNP	12-6-0	14-4-1	4-3-0	DNP	DNP
at Indiana State	02/23/13	64-65	L	DNP	9-11-2	6-5-1	4-11-1	DNP	0-1-0
LOYOLA MARYLAND	03/01/13	90-86	w	DNP	14-8-6	8-4-5	13-6-1	0-2-0	3-0-0
SIENA	03/03/13	80-61	w	DNP	13-7-5	11-4-4	2-2-0	6-2-1	14-2-2

# 2012-13 Iona College Season/Career Stats

## SEASON STATISTICS

## CAREER STATISTICS

SUMMARY	gp-gs	min/g	fg%	3fg%	ft%	r/g	a/g	stl	blk	pts/g	gp-gs	min/g	fg%	3fg%	ft%	r/g	a/g	stl	blk	pts/g
Jones, Lamont	30-28	36.8	.452	.325	.874	3.0	3.6	37	2	23.2	63-61	35.5	.455	.339	.847	3.1	3.2	77	4	19.3
Armand, Sean	30-30	36.3	.440	.414	.750	5.3	3.1	38	15	16.8	100-50	21.2	.443	.430	.735	2.7	1.5	70	19	10.6
Laury, David	21-19	30.6	.525	.000	.638	10.1	1.8	25	34	13.0	21-19	30.6	.525	.000	.638	10.1	1.8	25	34	13.0
Bowman, Tre	28-16	23.6	.458	.392	.904	4.0	0.9	16	5	8.2	28-16	23.6	.458	.392	.904	4.0	0.9	16	5	8.2
Ridley, Taaj	28-17	23.9	.494	.278	.750	5.7	0.9	12	9	7.9	61-46	21.0	.503	.240	.692	4.8	0.7	33	15	7.2
English, A.J.	17-6	21.8	.408	.408	.625	2.5	1.3	14	6	7.0	17-6	21.8	.408	.408	.625	2.5	1.3	14	6	7.0
Sledge, Tavon	30-22	24.9	.500	.214	.571	2.9	3.3	38	6	5.8	30-22	24.9	.500	.214	.571	2.9	3.3	38	6	5.8
Dennis, Curtis	25-2	13.0	.396	.347	.600	1.5	0.3	8	6	4.4	25-2	13.0	.396	.347	.600	1.5	0.3	8	6	4.4
Moikobu, Nyandigisi	15-0	7.3	.684	1.000	.000	1.3	0.3	0	0	1.9	32-0	6.0	.576	.750	.214	1.2	0.3	0	1	1.4
Gomez, DaShawn	27-2	10.2	.314	.350	.714	0.8	1.8	9	0	1.9	27-2	10.2	.314	.350	.714	0.8	1.8	9	0	1.9
Jackson, Shawn	12-8	13.6	.357	.000	.400	2.6	0.0	6	7	1.8	12-8	13.6	.357	.000	.400	2.6	0.0	6	7	1.8
Anderson, DeSean	6-0	3.0	.250	.000	1.000	0.7	0.0	0	0	0.7	6-0	3.0	.250	.000	1.000	0.7	0.0	0	0	0.7
Boateng, Spencer	1-0	1.0	.000	.000	.000	0.0	1.0	0	0	0.0	1-0	1.0	.000	.000	.000	0.0	1.0	0	0	0.0

SCORING	fg-fga	fg%	3fg-fga	3fg%	ft-fta	ft%	pts	pts/g	fg-fga	fg%	3fg-fga	3fg%	ft-fta	ft%	pts	pts/g
Jones, Lamont	225-498	.452	52-160	.325	194-222	.874	696	23.2	422-927	.455	105-310	.339	265-313	.847	1214	19.3
Armand, Sean	172-391	.440	101-244	.414	60-80	.750	505	16.8	359-810	.443	241-560	.430	97-132	.735	1056	10.6
Laury, David	107-204	.525	0-0	.000	60-94	.638	274	13.0	107-204	.525	0-0	.000	60-94	.638	274	13.0
Bowman, Tre	77-168	.458	29-74	.392	47-52	.904	230	8.2	77-168	.458	29-74	.392	47-52	.904	230	8.2
Ridley, Taaj	87-176	.494	5-18	.278	42-56	.750	221	7.9	177-352	.503	6-25	.240	81-117	.692	441	7.2
English, A.J.	40-98	.408	29-71	.408	10-16	.625	119	7.0	40-98	.408	29-71	.408	10-16	.625	119	7.0
Sledge, Tavon	72-144	.500	3-14	.214	28-49	.571	175	5.8	72-144	.500	3-14	.214	28-49	.571	175	5.8
Dennis, Curtis	40-101	.396	26-75	.347	3-5	.600	109	4.4	40-101	.396	26-75	.347	3-5	.600	109	4.4
Moikobu, Nyandigisi	13-19	.684	3-3	1.000	0-1	.000	29	1.9	19-33	.576	3-4	.750	3-14	.214	44	1.4
Gomez, DaShawn	16-51	.314	14-40	.350	5-7	.714	51	1.9	16-51	.314	14-40	.350	5-7	.714	51	1.9
Jackson, Shawn	10-28	.357	0-0	.000	2-5	.400	22	1.8	10-28	.357	0-0	.000	2-5	.400	22	1.8
Anderson, DeSean	1-4	.250	0-0	.000	2-2	1.000	4	0.7	1-4	.250	0-0	.000	2-2	1.000	4	0.7
Boateng, Spencer	0-1	.000	0-0	.000	0-0	.000	0	0.0	0-1	.000	0-0	.000	0-0	.000	0	0.0

TOTALS	o-reb	d-reb	t-reb	pf	fo	ast	to	a/to	o-reb	d-reb	t-reb	pf	fo	ast	to	a/to
Jones, Lamont	20	70	90	66	1	107	102	1.0	45	153	198	130	1	202	173	1.2
Armand, Sean	42	116	158	90	6	94	61	1.5	77	197	274	178	7	150	104	1.4
Laury, David	66	147	213	64	0	37	38	1.0	66	147	213	64	0	37	38	1.0
Bowman, Tre	28	83	111	41	0	26	25	1.0	28	83	111	41	0	26	25	1.0
Ridley, Taaj	63	96	159	82	4	26	36	0.7	101	189	290	147	6	42	75	0.6
English, A.J.	11	31	42	30	0	22	9	2.4	11	31	42	30	0	22	9	2.4
Sledge, Tavon	22	65	87	43	0	100	52	1.9	22	65	87	43	0	100	52	1.9
Dennis, Curtis	15	23	38	30	0	8	11	0.7	15	23	38	30	0	8	11	0.7
Moikobu, Nyandigisi	10	9	19	10	0	4	5	0.8	20	17	37	24	0	9	12	0.8
Gomez, DaShawn	6	15	21	19	0	49	13	3.8	6	15	21	19	0	49	13	3.8
Jackson, Shawn	15	16	31	32	1	0	6	0.0	15	16	31	32	1	0	6	0.0
Anderson, DeSean	2	2	4	9	1	0	2	0.0	2	2	4	9	1	0	2	0.0
Boateng, Spencer	0	0	0	0	0	1	0	0.0	0	0	0	0	0	1	0	0.0

# 2012-13 Iona College Combined MAAC Statistics

RECORD:	OVERALL	HOME	AWAY	NEUTRAL
ALL GAMES	11-7	8-1	3-6	0-0
CONFERENCE	11-7	8-1	3-6	0-0
NON-CONFERENCE	0-0	0-0	0-0	0-0

##	Player	gp-gs	min	avg	Total		3-Point		F-Throw		Rebounds				pf	dq	a	to	blk	stl	pts	avg		
					fg-fga	fg%	3fg-fga	3fg%	ft-fga	ft%	off	def	tot	avg										
02	Jones, Lamont	18-17	672	37.3	125-287	.436	30-92	.326	121-142	.852	14	42	56	3.1	38	1	56	56	0	19	401	22.3		
22	Armand, Sean	18-18	674	37.4	95-222	.428	57-138	.413	38-56	.679	24	67	91	5.1	49	2	54	30	8	21	285	15.8		
13	Laury, David	16-15	501	31.3	76-150	.507	0-0	.000	38-66	.576	46	113	159	9.9	50	0	32	28	28	19	190	11.9		
23	Bowman, Tre	17-11	425	25.0	52-104	.500	19-43	.442	24-26	.923	18	52	70	4.1	25	0	11	16	3	10	147	8.6		
00	Ridley, Taaj	16-11	387	24.2	52-111	.468	3-11	.273	27-36	.750	39	53	92	5.8	43	0	12	19	7	7	134	8.4		
03	Sledge, Tavon	18-13	430	23.9	40-77	.519	1-4	.250	25-41	.610	10	26	36	2.0	26	0	65	29	2	24	106	5.9		
33	Dennis, Curtis	14-1	172	12.3	27-59	.458	20-47	.426	1-2	.500	6	18	24	1.7	13	0	4	6	4	5	75	5.4		
05	English, A.J.	8-1	179	22.4	14-39	.359	9-23	.391	3-6	.500	5	13	18	2.3	13	0	10	3	6	8	40	5.0		
10	Gomez, DaShawn	15-1	185	12.3	12-34	.353	10-25	.400	4-5	.800	5	12	17	1.1	12	0	33	10	0	5	38	2.5		
12	Jackson, Shawn	2-2	20	10.0	2-6	.333	0-0	.000	1-2	.500	5	1	6	3.0	6	0	0	2	2	1	5	2.5		
32	Moikobu, Nyandigisi	10-0	74	7.4	8-12	.667	1-1	1.000	0-0	.000	6	7	13	1.3	8	0	2	2	0	0	17	1.7		
01	Anderson, DeSean	3-0	5	1.7	1-2	.500	0-0	.000	0-0	.000	1	0	1	0.3	2	0	0	0	0	0	2	0.7		
04	Boateng, Spencer	1-0	1	1.0	0-1	.000	0-0	.000	0-0	.000	0	0	0	0.0	0	0	1	0	0	0	0	0.0		
Team											30	38	68											
Total.....		18	3725		504-1104	.457	150-384	.391	282-382	.738	209	442	651	36.2	285	3	280	203	60	119	1440	80.0		
Opponents.....		18	3725		499-1122	.445	150-413	.363	204-318	.642	234	433	667	37.1	321	5	282	240	91	89	1352	75.1		

TEAM STATISTICS	ION	OPP
SCORING	1440	1352
Points per game	80.0	75.1
Scoring margin	+4.9	-
FIELD GOALS-ATT	504-1104	499-1122
Field goal pct	.457	.445
3 POINT FG-ATT	150-384	150-413
3-point FG pct	.391	.363
3-pt FG made per game	8.3	8.3
FREE THROWS-ATT	282-382	204-318
Free throw pct	.738	.642
F-Throws made per game	15.7	11.3
REBOUNDS	651	667
Rebounds per game	36.2	37.1
Rebounding margin	-0.9	-
ASSISTS	280	282
Assists per game	15.6	15.7
TURNOVERS	203	240
Turnovers per game	11.3	13.3
Turnover margin	+2.1	-
Assist/turnover ratio	1.4	1.2
STEALS	119	89
Steals per game	6.6	4.9
BLOCKS	60	91
Blocks per game	3.3	5.1
ATTENDANCE	19840	20976
Home games-Avg/Game	9-2204	9-2331
Neutral site-Avg/Game	-	0-0

Date	Opponent	Score	Att.
* 11/28/12	NIAGARA	W 83-72	1918
* 12/05/12	at Saint Peter's	L 62-64	1419
* 01/04/13	at Siena	W 66-62	5696
* 01/06/13	MANHATTAN	W 78-70	2186
* 01/10/13	at Marist	W 86-82	1103
* 01/13/13	CANISIUS	W 97-87	2094
* 01/18/13	FAIRFIELD	W 84-73	2435
* 01/20/13	at Rider	L 62-67	1420
* 01/25/13	SAINT PETER'S	W 90-71	1925
* 01/27/13	at Loyola Maryland	W 79-71	2028
* 01/31/13	at Niagara	Lot 90-93	1856
* 02/02/13	at Canisius	L 74-77	1852
* 02/07/13	MARIST	Lo2 104-105	2075
* 02/09/13	RIDER	W 78-71	2161
* 02/15/13	at Manhattan	Lo2 73-74	2520
* 02/18/13	at Fairfield	L 64-66	3082
* 03/01/13	LOYOLA MARYLAND	W 90-86	2521
* 03/03/13	SIENA	W 80-61	2525

! = USVI Paradise Jam - St. Thomas, USVI  
 @ = MSG Holiday Festival - New York, NY  
 # = ESPN Ramada Bracketbusters - Terre Haute, IN  
 \* = MAAC game

Score by Periods	1st	2nd	OT	OT2	Totals
Iona College	674	722	26	18	1440
Opponents	601	702	29	20	1352

# 2012-13 Iona College Combined Statistics

RECORD:	OVERALL	HOME	AWAY	NEUTRAL
ALL GAMES	17-13	11-1	5-9	1-3
CONFERENCE	11-7	8-1	3-6	0-0
NON-CONFERENCE	6-6	3-0	2-3	1-3

#	Player	gp-gs	min	avg	Total		3-Point		F-Throw		Rebounds				pf	dq	a	to	blk	stl	pts	avg
					fg-fga	fg%	3fg-fga	3fg%	ft-fita	ft%	off	def	tot	avg								
02	Jones, Lamont	30-28	1104	36.8	225-498	.452	52-160	.325	194-222	.874	20	70	90	3.0	66	1	107	102	2	37	696	23.2
22	Armand, Sean	30-30	1089	36.3	172-391	.440	101-244	.414	60-80	.750	42	116	158	5.3	90	6	94	61	15	38	505	16.8
13	Laury, David	21-19	643	30.6	107-204	.525	0-0	.000	60-94	.638	66	147	213	10.1	64	0	37	38	34	25	274	13.0
23	Bowman, Tre	28-16	662	23.6	77-168	.458	29-74	.392	47-52	.904	28	83	111	4.0	41	0	26	25	5	16	230	8.2
00	Ridley, Taaj	28-17	668	23.9	87-176	.494	5-18	.278	42-56	.750	63	96	159	5.7	82	4	26	36	9	12	221	7.9
05	English, A.J.	17-6	371	21.8	40-98	.408	29-71	.408	10-16	.625	11	31	42	2.5	30	0	22	9	6	14	119	7.0
03	Sledge, Tavon	30-22	746	24.9	72-144	.500	3-14	.214	28-49	.571	22	65	87	2.9	43	0	100	52	6	38	175	5.8
33	Dennis, Curtis	25-2	325	13.0	40-101	.396	26-75	.347	3-5	.600	15	23	38	1.5	30	0	8	11	6	8	109	4.4
32	Moikobu, Nyandigisi	15-0	109	7.3	13-19	.684	3-3	1.000	0-1	.000	10	9	19	1.3	10	0	4	5	0	0	29	1.9
10	Gomez, DaShawn	27-2	276	10.2	16-51	.314	14-40	.350	5-7	.714	6	15	21	0.8	19	0	49	13	0	9	51	1.9
12	Jackson, Shawn	12-8	163	13.6	10-28	.357	0-0	.000	2-5	.400	15	16	31	2.6	32	1	0	6	7	6	22	1.8
01	Anderson, DeSean	6-0	18	3.0	1-4	.250	0-0	.000	2-2	1.000	2	2	4	0.7	9	1	0	2	0	0	4	0.7
04	Boateng, Spencer	1-0	1	1.0	0-1	.000	0-0	.000	0-0	.000	0	0	0	0.0	0	0	1	0	0	0	0	0.0
Team											49	63	112				4					
Total.....		30	6175		860-1883	.457	262-699	.375	453-589	.769	349	736	1085	36.2	516	13	474	364	90	203	2435	81.2
Opponents.....		30	6173		828-1840	.450	239-640	.373	390-595	.655	376	725	1101	36.7	512	8	460	431	134	164	2285	76.2

TEAM STATISTICS	ION	OPP
SCORING	2435	2285
Points per game	81.2	76.2
Scoring margin	+5.0	-
FIELD GOALS-ATT	860-1883	828-1840
Field goal pct	.457	.450
3 POINT FG-ATT	262-699	239-640
3-point FG pct	.375	.373
3-pt FG made per game	8.7	8.0
FREE THROWS-ATT	453-589	390-595
Free throw pct	.769	.655
F-Throws made per game	15.1	13.0
REBOUNDS	1085	1101
Rebounds per game	36.2	36.7
Rebounding margin	-0.5	-
ASSISTS	474	460
Assists per game	15.8	15.3
TURNOVERS	364	431
Turnovers per game	12.1	14.4
Turnover margin	+2.2	-
Assist/turnover ratio	1.3	1.1
STEALS	203	164
Steals per game	6.8	5.5
BLOCKS	90	134
Blocks per game	3.0	4.5
ATTENDANCE	25372	53970
Home games-Avg/Game	12-2114	14-2793
Neutral site-Avg/Game	-	4-3716

Score by Periods	1st	2nd	OT	OT2	Totals
Iona College	1138	1225	54	18	2435
Opponents	1001	1204	60	20	2285

Date	Opponent	Score	Att.
11/09/12	DENVER	W 65-58	2140
! 11/16/12	vs Quinnipiac	Lot 92-98	2673
! 11/17/12	vs Wake Forest	W 94-68	1266
! 11/19/12	vs Illinois-Chicago	L 81-86	920
* 11/28/12	NIAGARA	W 83-72	1918
* 12/05/12	at Saint Peter's	L 62-64	1419
@ 12/08/12	vs Rutgers	L 73-81	10003
12/15/12	at Georgia	Wot 81-78	4680
12/18/12	LIBERTY	W 87-69	1537
12/20/12	at La Salle	L 74-88	1402
12/23/12	NORFOLK STATE	W 100-72	1855
12/28/12	at Saint Joseph's	L 91-96	4200
12/31/12	at St. Bonaventure	W 93-74	3472
* 01/04/13	at Siena	W 66-62	5696
* 01/06/13	MANHATTAN	W 78-70	2186
* 01/10/13	at Marist	W 86-82	1103
* 01/13/13	CANISIUS	W 97-87	2094
* 01/18/13	FAIRFIELD	W 84-73	2435
* 01/20/13	at Rider	L 62-67	1420
* 01/25/13	SAINT PETER'S	W 90-71	1925
* 01/27/13	at Loyola Maryland	W 79-71	2028
* 01/31/13	at Niagara	Lot 90-93	1856
* 02/02/13	at Canisius	L 74-77	1852
* 02/07/13	MARIST	Lo2 104-105	2075
* 02/09/13	RIDER	W 78-71	2161
* 02/15/13	at Manhattan	Lo2 73-74	2520
* 02/18/13	at Fairfield	L 64-66	3082
# 02/23/13	at Indiana State	L 64-65	4378
* 03/01/13	LOYOLA MARYLAND	W 90-86	2521
* 03/03/13	SIENA	W 80-61	2525
\$ 03/09/13	vs Canisius	4:30 pm	
\$ 03/10/13	vs MAAC Semifinal	2:00 pm	
\$ 03/11/13	vs MAAC Championship	9:00 pm	

! = USVI Paradise Jam - St. Thomas, USVI  
 @ = MSG Holiday Festival - New York, NY  
 # = ESPN Ramada Bracketbusters - Terre Haute, IN  
 \* = MAAC game

# 2012-13 Iona College Roster

## Numerical

No.	Name	Cl.	Pos.	Ht.	Wt.	Hometown
0	Taaj Ridley*	Sr.	F	6-7	215	Bronx, NY
1	DeSean Anderson	Jr.	F	6-8	200	Inglewood, CA
2	Lamont Jones*	Sr.	G	6-0	196	Harlem, NY
3	Tavon Sledge	So.	G	5-9	175	Spring Valley, NY
4	Spencer Boateng	So.	G	5-9	160	Bronx, NY
5	A.J. English	Fr.	G	6-4	180	Wilmington, DE
10	DaShawn Gomez	Jr.	G	6-2	190	Inglewood, CA
11	Grant Ellis	Fr.	G-F	6-5	195	Newark, NJ
13	David Laury	So.	F	6-8	240	East Orange, NJ
22	Sean Armand*	Jr.	G	6-4	200	Brooklyn, NY
23	Tre Bowman	Jr.	G	6-5	195	York, PA
32	Nyandigisi Moikobu*	Sr.	F	6-7	205	Seattle, WA
33	Curtis Dennis	Sr.	G-F	6-5	205	Bronx, NY

## Alphabetical

No.	Name	Cl.	Pos.	Ht.	Wt.	Hometown
1	DeSean Anderson	Jr.	F	6-8	200	Inglewood, CA
22	Sean Armand*	Jr.	G	6-4	200	Brooklyn, NY
4	Spencer Boateng	So.	G	5-9	160	Bronx, NY
23	Tre Bowman	Jr.	G	6-5	195	York, PA
33	Curtis Dennis	Sr.	G-F	6-5	205	Bronx, NY
11	Grant Ellis	Fr.	G-F	6-5	195	Newark, NJ
5	A.J. English	Fr.	G	6-4	180	Wilmington, DE
10	DaShawn Gomez	Jr.	G	6-2	190	Inglewood, CA
2	Lamont Jones*	Sr.	G	6-0	196	Harlem, NY
13	David Laury	So.	F	6-8	240	West Orange, NJ
32	Nyandigisi Moikobu*	Sr.	F	6-7	205	Seattle, WA
0	Taaj Ridley*	Sr.	F	6-7	215	Bronx, NY
3	Tavon Sledge	So.	G	5-9	175	Spring Valley, NY

**Head Coach:** Tim Cluess (Hofstra '83), second season

**Associate Head Coach:** Jared Grasso (Quinnipiac '02)

**Assistant Coaches:** Bill O'Keefe (Queens College '83), Zak Boisvert (Fordham '10)

**Director of Operations:** Garee Bryant (C.W. Post '99)

**Video Coordinator:** Billy Singleton (St. John's 91)

\*- denotes team quad-captain

By Class:	By State/Country:	By Position:
<b>Seniors (4)</b> ..... Curtis Dennis Lamont Jones Nyandigisi Moikobu Taaj Ridley	<b>New York (5)</b> ..... Sean Armand* Spencer Boateng* Curtis Dennis* Lamont Jones* Taaj Ridley*	<b>Forwards (6)</b> ..... DeSean Anderson Curtis Dennis David Laury Grant Ellis Nyandigisi Moikobu Taaj Ridley
<b>Juniors (4)</b> ..... DeSean Anderson Sean Armand Tre Bowman DaShawn Gomez	<b>New Jersey (2)</b> ..... David Laury* Grant Ellis*	<b>Guards (9)</b> ..... Sean Armand Spencer Boateng Tre Bowman Curtis Dennis Grant Ellis A.J. English DaShawn Gomez Lamont Jones Tavon Sledge
<b>Sophomores (2)</b> ..... Spencer Boateng David Laury Tavon Sledge	<b>California (2)</b> ..... DeSean Anderson DaShawn Gomez	
<b>Freshmen (2)</b> ..... Grant Ellis A.J. English	<b>Delaware (1)</b> ..... A.J. English <b>Pennsylvania (1)</b> ..... Tre Bowman <b>Washington (1)</b> ..... Nyandigisi Moikobu	

\* - from the New York City/Metro Area

## Pronunciation Guide:

Tim Cluess - CLOOSE	DaShawn Gomez - da-SHAWN
Zak Boisvert - bo-VAIR / Garee Bryant - GARY	Lamont Jones - goes by "MoMo"
DeSean Anderson - da-SHAWN	David Laury - LOWR-ee
Sean Armand - are-MOND	Nyandigisi Moikobu - nin-DIG-issy moi-KOE-boo (goes by "Digs")
Tre Bowman - TRAY BOW-man	Taaj Ridley - like "Taj Mahal"
	Tavon Sledge - TAY-von